

EXHIBIT 55
FILED UNDER SEAL



U.S. Citizenship and Immigration Services

Controlled Application Review and Resolution Program (CARRP)

National Security Division

Fraud Detection & National Security Directorate

Version 2.3.7

Updated JAN 2014

Unclassified // FOUO // Law Enforcement Sensitive

Course Overview

- Section I: CARRP Overview
- Section II: Handling/Protecting Sensitive Information
- Section III: CARRP Stages and Request For Assistance
- Section IV: Summary



*Each section will have a practical exercise



U.S. Citizenship
and Immigration
Services

Fraud Detection and National Security Directorate
You have the Public's trust and respect. Use them wisely.

Unclassified // FOUO / Law Enforcement Sensitive

Terminal Performance Objective

At the end of this training session, the USCIS Officer will have an understanding of the CARRP process.



U.S. Citizenship
and Immigration
Services

Fraud Detection and National Security Directorate
You have the Public's trust and respect. Use them wisely.

Unclassified // FOUO / Law Enforcement Sensitive

Terminal Performance Objective

At the end of this training session, the USCIS Officer will have an understanding of the CARRP process.

U.S. Citizenship and Immigration Services

Fraud Detection and National Security Directorate
You have the Public's trust and respect. Use them wisely.

Unclassified // FOUO // Law Enforcement Sensitive

3

- You will have MORE than a mere understanding of CARRP
- By the time we finish you will all be certified CARRP officers
- You will be making determinations about what constitutes a National Security case
- You will be making recommendations about whether to approve or deny case with NS concerns
- The leadership of this agency is investing a substantial amount of trust in you – cases in the CARRP process are some of the most challenging, sensitive, and important work we do as officers

Handling Official Use Only Material

Materials and information are to be controlled, handled, transmitted, distributed, and disposed of in accordance with US DHS policy relating to Sensitive But Unclassified (SBU) information and is not to be released to the public, or other personnel who do not have a valid "need-to-know" reason without prior approval from the originator. It is important to note that the caveat "For Official Use Only" is NOT a security classification, however, FOUO material must be safeguarded.

- FOUO material should not be left unattended on desks.
- FOUO material should be placed out of sight when not in use.
- Unauthorized personnel should not be allowed in the area when FOUO material is being reviewed.

***Reminder:** This course material is FOUO




U.S. Citizenship
and Immigration
Services

Fraud Detection and National Security Directorate
You have the Public's trust and respect. Use them wisely.

Unclassified // FOUO / Law Enforcement Sensitive

4




Handling Official Use Only

Materials and information are to be controlled, handled, transmitted, distributed, and disposed of in accordance with US DHS policy relating to Sensitive But Unclassified (SBU) information and is not to be released to the public, or other personnel who do not have a valid "need-to-know" reason without prior approval from the originator. It is important to note that the caveat "For Official Use Only" is NOT a security classification, however, FOUO material must be safeguarded.

- FOUO material should not be left unattended on desks.
- FOUO material should be placed out of sight when not in use.
- Unauthorized personnel should not be allowed in the area when FOUO material is being reviewed.

***Reminder:** This course material is FOUO



U.S. Citizenship
and Immigration
Services

Fraud Detection and National Security Directorate
You have the Public's trust and respect. Use them wisely.


Unclassified // FOUO / Law Enforcement Sensitive

4

The CARRP process and all materials related to CARRP are FOUO, and should be handled accordingly

If you don't know what FOUO means now, you will in another 30 slides or so

I. CARRP Overview




- Build a common vocabulary for discussing CARRP cases.
- Understand USCIS policies impacting CARRP cases.
- Identify the personnel involved in the CARRP process: FOD, SISO, FDNS-SIO, FDNS-IO, and CARRP-ISO for Domestic Field Offices.
- Learn the four phases of the CARRP process.
- Recognize the differences between KST processing and non-KST processing.




U.S. Citizenship
and Immigration
Services

Fraud Detection and National Security Directorate
You have the Public's trust and respect. Use them wisely.


Unclassified // FOUO / Law Enforcement Sensitive



I. CARRP Overview




- Build a common vocabulary for discussing CARRP cases.
- Understand USCIS policies impacting CARRP cases.
- Identify the personnel involved in the CARRP process: FOD, SISO, FDNS-SIO, FDNS-IO, and CARRP-ISO for Domestic Field Offices.
- Learn the four phases of the CARRP process.
- Recognize the differences between KST processing and non-KST processing.



U.S. Citizenship and Immigration Services

Fraud Detection and National Security Directorate
You have the Public's trust and respect. Use them wisely.

Unclassified//FOUO//Law Enforcement Sensitive




- This is module I, your introduction to CARRP
- These are the goals of this module
- Think of this section as an overview – your 50,000ft look in to the CARRP process
- Everything we talk about here – roles in the process, DS entry, etc. – will be covered in greater detail as we look at the individual stages of the CARRP process
- The definitions part of this is particularly important – it will not be a gloss-over section
- In order for any of the rest of this to make sense, speaking the same language of national security is important
- We all need to be using vocabulary accurately and consistently

Identify Terms of Reference

CARRP Terms (Volume I):

- Controlled Application Review and Resolution Program (CARRP).
- National Security (NS) Concern.
- Known or Suspected Terrorist (KST).
- Non-Known or Suspected Terrorist (Non-KST).
- Non-KST NS Confirmed.
- Non-KST NS Not Confirmed.






Identify Terms of Reference

CARRP Terms (Volume I):

- **Controlled Application Review and Resolution Program (CARRP).**
- **National Security (NS) Concern.**
- **Known or Suspected Terrorist (KST).**
- **Non-Known or Suspected Terrorist (Non-KST).**
- **Non-KST NS Confirmed.**
- **Non-KST NS Not Confirmed.**

 U.S. Citizenship and Immigration Services

Fraud Detection and National Security Directorate
You have the Public's trust and respect. Use them wisely.

~~Unclassified // FOUO // Law Enforcement Sensitive~~

6

- We'll start with terms so that we're all speaking the same language going through this thing
- These are some of the terms you're going to see repeated throughout this presentation
- They are also the status and substatus values you will be selecting in FDNS DS as you work CARRP cases

CARRP Terms, Vol. I

CARRP: Controlled Application Revision and Resolution Program

- The USCIS policy for identifying and processing cases with national security (NS) concerns.



U.S. Citizenship
and Immigration
Services


Fraud Detection and National Security Directorate
You have the Public's trust and respect. Use them wisely.

Unclassified // FOUO / Law Enforcement Sensitive



CARRP: Controlled Application Review and Resolution Program

- The USCIS policy for identifying and processing cases with national security (NS) concerns.

 U.S. Citizenship and Immigration Services

Fraud Detection and National Security Directorate
You have the Public's trust and respect. Use them wisely.

~~Unclassified // FOUO // Law Enforcement Sensitive~~

7

- CARRP is a system
- It's a repeatable process that's designed to standardize how USCIS assesses and handles NS concerns
- It's a way of slowing ourselves down, taking some extra time to think about eligibility, think about derogatory information
- It allows us to bring additional resources to bear on cases
- In CARRP we get to do more than just a quick TECS check

CARRP Terms

National Security (NS) Concern

- Exists when an individual or organization has been determined to have an articulable link to prior, current or planned involvement in, or association with, an activity, individual or organization described in 212(a)(3)(A), (B), or (F), 237(a)(4)(A) or (B) of the Immigration and Nationality Act (INA).
- This determination requires that the case be handled in accordance with CARRP policy.




U.S. Citizenship
and Immigration
Services

Fraud Detection and National Security Directorate
You have the Public's trust and respect. Use them wisely.


Unclassified // FOUO / Law Enforcement Sensitive

8



National Security (NS) Concern

- Exists when an individual or organization has been determined to have an articulable link to prior, current or planned involvement in, or association with, an activity, individual or organization described in 212(a)(3)(A), (B), or (F), 237(a)(4)(A) or (B) of the Immigration and Nationality Act (INA).
- This determination requires that the case be handled in accordance with CARRP policy.

 U.S. Citizenship and Immigration Services

Fraud Detection and National Security Directorate
You have the Public's trust and respect. Use them wisely.

Unclassified // FOUO / Law Enforcement Sensitive 8

- There are three critical pieces to this definition
- You have to have an individual or organization
- You have to have a nexus to national security, as defined in the INA
- And you have to be able to link that organization or activity to the NS ground
- The other key part of this is that “prior, current, or planning involvement” line
- There’s a whole section later in this presentation about building good articulable links, so remember that the link can be in the past or future – don’t limit it just to current activities

CARRP Terms, Vol. I

$$\begin{array}{ccccccc} \text{Individual /} & & \text{Articulable} & & \text{NS ground} & & \\ \text{Organization} & + & \text{Link or} & + & \text{from INA} & = & \\ & & \text{Indicators} & & & & \end{array}$$

National Security Concern Handled under CARRP



U.S. Citizenship
and Immigration
Services


Fraud Detection and National Security Directorate
You have the Public's trust and respect. Use them wisely.

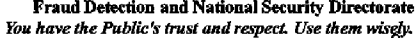
Unclassified // FOUO / Law Enforcement Sensitive

CARRP Terms vs.

$$\text{Individual / Organization} + \text{Articulable Link or Indicators} + \text{NS ground from INA} =$$

National Security Concern
Handled under CARRP

 U.S. Citizenship and Immigration Services

 Fraud Detection and National Security Directorate
You have the Public's trust and respect. Use them wisely.

Unclassified // FOUO / Law Enforcement Sensitive 9

- For those of you who are mathematically inclined, you can break that previous slide down this way
- When we talk about a National Security Concern, these are the elements that have to be there
- And when we have these elements and have an NS concern, those are the cases we handle in CARRP
- Please note that an NS indicator is different from an NS concern is different from an NS ground
- An NS concern is an articulable link between a person and an NS ground
- Indicators are the things that suggest to us we may need to look harder – indicators suggest that there MIGHT be a concern
- This is not the first time you will be seeing this slide... hint hint

National Security Concerns:



Area of National Security Concern Include:	Section of the INA
Espionage	§212(a)(3)(A), and §237(a)(4)(A)
Sabotage	
Exporting sensitive goods, technology, or information	
Overthrowing the U.S. government by force or violence	
Hijacking or sabotaging transportation	§212(a)(3)(B), and §237(a)(4)(B)
Hostage-taking	
Attack or assassination of any government official (U.S. or any other government)	
Using biological, chemical, or nuclear weapons	
Using other weapons to harm people or cause damage (other than for personal monetary gain)	§212(a)(3)(B), (a)(3)(F), and §237(a)(4)(B)
People or groups the Secretaries of State and/or Homeland Security have determined are terrorists	



U.S. Citizenship and Immigration Services

Fraud Detection and National Security Directorate
You have the Public's trust and respect. Use them wisely.

Unclassified // FOUO / Law Enforcement Sensitive

CARPP Terms, v.

Known or Suspected Terrorist (KST)

- KST is a category of individuals who have been nominated and accepted for placement in the Terrorist Screening Database (TSDB),
- Are on the Terrorist Watch List,
- AND have a specially coded lookout posted in the TECS and/or the Consular Lookout Automated Support System (CLASS), as used by the Department of State.




U.S. Citizenship
and Immigration
Services

Fraud Detection and National Security Directorate
You have the Public's trust and respect. Use them wisely.


Unclassified // FOUO / Law Enforcement Sensitive

11



Known or Suspected Terrorist (KST)

- KST is a category of individuals who have been nominated and accepted for placement in the Terrorist Screening Database (TSDB),
- Are on the Terrorist Watch List,
- AND have a specially coded lookout posted in the TECS and/or the Consular Lookout Automated Support System (CLASS), as used by the Department of State.

 U.S. Citizenship and Immigration Services

Fraud Detection and National Security Directorate
You have the Public's trust and respect. Use them wisely.

Unclassified // FOUO / Law Enforcement Sensitive 11

- KST is a term used government wide by the law enforcement and intel communities
- We'll get in to more detail on the TSDB and Watchlist latter on
- We'll also discuss how to identify a KST when we dig in to Stages 1 and 2
- Note: a KST ALWAYS has an articulable link to NS
- For the moment, just know that a KST is a Known or Suspected Terrorist, and is one type of NS concern

CARRP Terms, v

Non-Known or Suspected Terrorist (Non-KST) NS Concern

- Is a category of the remaining cases with NS concerns, regardless of source, including but not limited to associates of KST(s), unindicted co-conspirators, terrorist organization members, persons involved with providing material support to terrorists or terrorist organizations, and agents of foreign governments.
- Individuals and organizations who fall into the Non-KST grouping may also pose a serious threat to national security.




U.S. Citizenship
and Immigration
Services

Fraud Detection and National Security Directorate
You have the Public's trust and respect. Use them wisely.


Unclassified // FOUO / Law Enforcement Sensitive

12



Non-Known or Suspected Terrorist (Non-KST) NS Concern

- Is a category of the remaining cases with NS concerns, regardless of source, including but not limited to associates of KST(s), unindicted co-conspirators, terrorist organization members, persons involved with providing material support to terrorists or terrorist organizations, and agents of foreign governments.
- Individuals and organizations who fall into the Non-KST grouping may also pose a serious threat to national security.

 U.S. Citizenship and Immigration Services

Fraud Detection and National Security Directorate
You have the Public's trust and respect. Use them wisely.

Unclassified // FOUO / Law Enforcement Sensitive 12

- Non-KST is the other type of NS concern
- It is also something of a USCIS term of art – other agencies are not going to know what you’re talking about if you call and start saying this
- The key to this is to think back to our NS grounds from the INA and realize that there are more things here than just being associated with a KST
- Being a non-KST can involve the individual doing any number of things that impact national security

CARRP Terms, Vol. I

Non-KST NS Concern - Confirmed

- There is a nexus to a national security ground, and a clear link exists between the individual or organization and the national security ground

Individual / Organization + Articulable Link + NS ground from INA




CARRP Terms

Non-KST NS Concern - Confirmed

- There is a nexus to a national security ground, and a clear link exists between the individual or organization and the national security ground

Individual / Organization + **Articulate Link** + **NS ground from INA**


 U.S. Citizenship and Immigration Services

 Fraud Detection and National Security Directorate
You have the Public's trust and respect. Use them wisely.

Unclassified // FOUO // Law Enforcement Sensitive

13

- There are two sub-categories of non-KST – confirmed and not confirmed
- Which one you pick depends on your articulable link – the middle part of our equation
- A nexus to NS is fairly clear cut – there is or there isn't, and if there is, we refer to CARRP
- If we have a nexus to NS and we can clearly articulate a link between the person and the NS ground, then it's NS confirmed
- Basically, NS confirmed is what we pick when all three parts of this equation are clear
- We know we have a person, we know we have an NS ground, and we can tie them together in a few sentences through an activity or association
- We'll talk more in Stage I about exactly how to recognize if you have a clear articulate link and what to write down if you have one

CARRP Terms, Vol. I

Non-KST NS Concern – Not Confirmed

- There is a nexus to a national security ground, but there is not a clear link between the individual or organization and the national security ground

Individual / Organization + *Indicators of a Link* + NS ground from INA



U.S. Citizenship
and Immigration
Services

Fraud Detection and National Security Directorate
You have the Public's trust and respect. Use them wisely.


Unclassified // FOUO / Law Enforcement Sensitive

CARRP Terms

Non-KST NS Concern – Not Confirmed

- There is a nexus to a national security ground, but there is not a clear link between the individual or organization and the national security ground

Individual / Organization + *Indicators of a Link* + **NS ground from INA**


 U.S. Citizenship and Immigration Services

 Fraud Detection and National Security Directorate
You have the Public's trust and respect. Use them wisely.

Unclassified // FOUO // Law Enforcement Sensitive

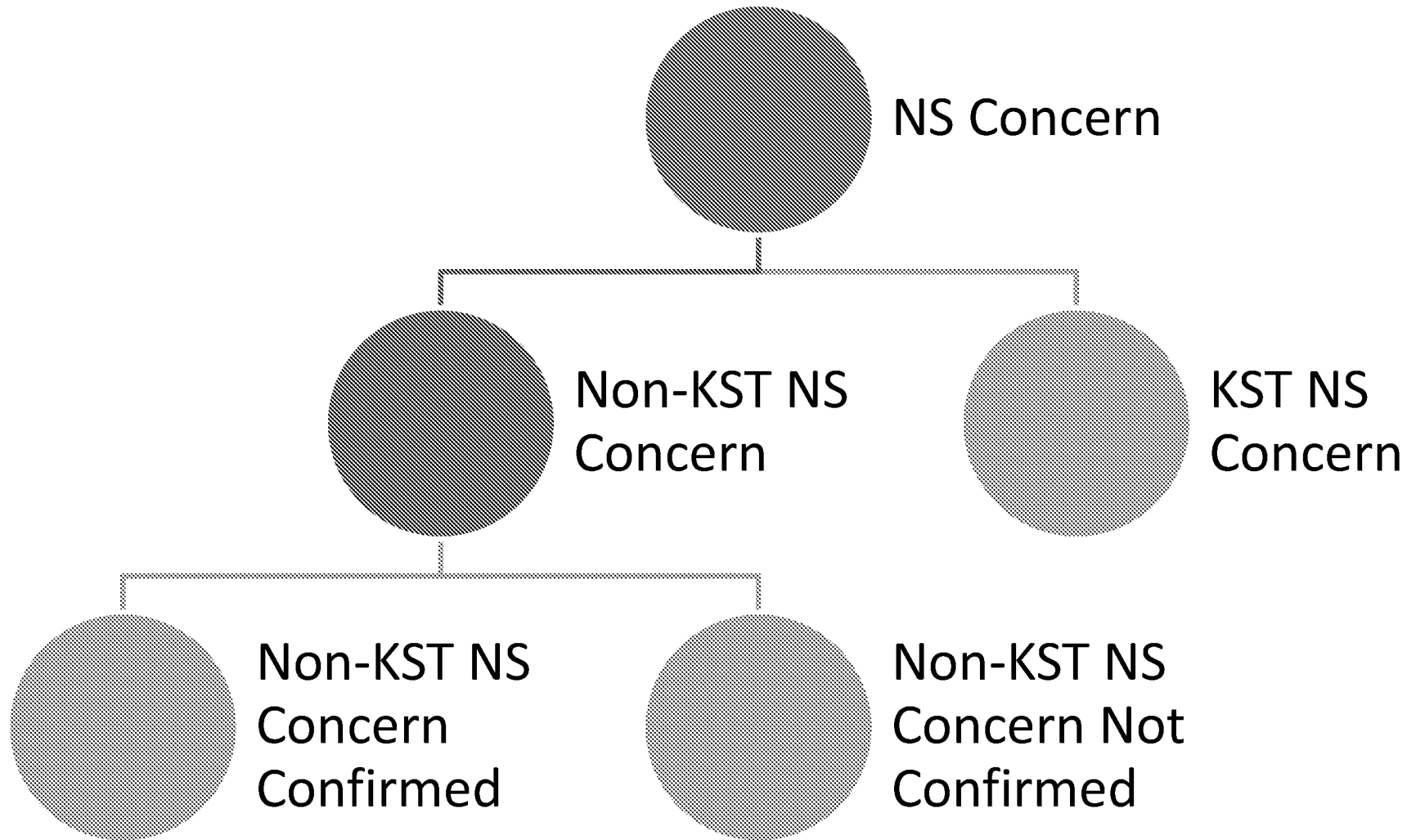
14

- The inverse of NS confirmed is NS not confirmed
- So if NS confirmed means that we have a clear link between a person and an NS ground, NS not confirmed means that we have a person and a ground, but the link is a little fuzzy
- There are indicators of something going on, because of travel, because of associations, because of activities, because of some characteristic – but it's not a clear connection
- So now you may be thinking to yourselves why we would put that in CARRP
- The reason goes back to the description of what CARRP is... a process for vetting and resolving NS concerns
- This is a foot-stomp moment – we put things in CARRP because of a nexus to a national security ground
- We do not need a fully formed articulable link – we just need an individual and an NS ground and a INDICATIONS or SUSPICIONS of a link between them
- We can use the CARRP process to build our articulable link
- So think of NS Not Confirmed as a kind of hazy articulable link, rather than the perfectly clear link that would lead to an NS Confirmed

determination

- Finally: the distinction between Confirmed and Not Confirmed is very important to HQ
 - It impacts what we tell the Director in terms of NS caseload
 - And someday it will affect prioritization of cases
 - But in the field, you're still going to do all the same vetting, all the same CARRP steps
- If you start out as non-KST NS Not Confirmed, as you move through the stages of CARRP, you can find more information that shows you a clear link and allows you to change to Confirmed

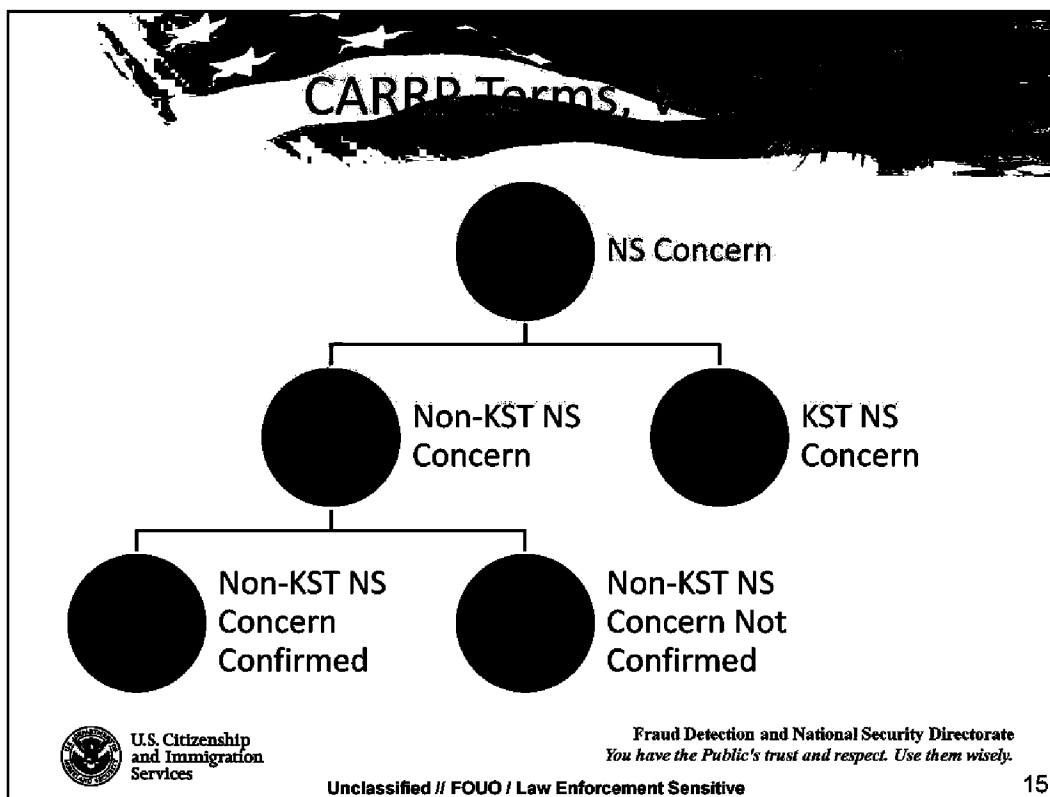
CARRP Terms, Vol. I



U.S. Citizenship
and Immigration
Services

Fraud Detection and National Security Directorate
You have the Public's trust and respect. Use them wisely.

Unclassified // FOUO / Law Enforcement Sensitive



- This is a visualization of our first bunch of terms
- Cases are entered into CARRP because there's a nexus to a national security concern
- Non-KST and KST are two exclusive subsets of an NS concern
- An NS concern is one or the other – KST or non-KST
- A case can go back and forth from non-KST to KST and vice versa, but it can't be both things at once
- As we get in to CARRP Stage I we'll talk about how to tell the difference
- Likewise, Confirmed and Not Confirmed are the two subsets of Non-KST
- Please remember that you always have to be in one of these categories to be in the CARRP process – if a case ever becomes Non-NS, then we don't handle it in CARRP
- But within these categories, we expect that you'll do some bouncing around and changing
- You can go from NS Not Confirmed to NS confirmed
- You can go from KST to non-KST NS
- You can go from KST to not national security at all!

Identify Terms of Reference

CARRP Terms (Volume II):


- Screening
- Systems Checks
- Security Checks
- Vetting
- Deconfliction
- Designated Officer



Identify Terms of Reference

CARRP Terms (Volume II):

- Screening
- Systems Checks
- Security Checks
- Vetting
- Deconfliction
- Designated Officer

 U.S. Citizenship and Immigration Services

Fixed Detection and National Security Directorate
You have the Public's trust and respect. Use them wisely.

Unauthorized Release of Law Enforcement Sensitive

16

Here's our second batch of terms that you'll see throughout the presentation

CARRP Terms, v.

Screening

- Systematic examination or assessment, done especially to detect a potential threat or risk, or any particular substance
- May include background checks based on biographic or biometric information
- May also include physical searches or examinations




U.S. Citizenship
and Immigration
Services

Fraud Detection and National Security Directorate
You have the Public's trust and respect. Use them wisely.


Unclassified // FOUO / Law Enforcement Sensitive

17



Screening

- Systematic examination or assessment, done especially to detect a potential threat or risk, or any particular substance
- May include background checks based on biographic or biometric information
- May also include physical searches or examinations


 U.S. Citizenship and Immigration Services

 Fraud Detection and National Security Directorate
You have the Public's trust and respect. Use them wisely.

Unclassified // FOUO / Law Enforcement Sensitive 17

- From DHS Lexicon, 2013 edition, page 214
- Screening is the new watchword in DHS
- Screening is the overarching thing we do with CARRP, with NaBISCOP, with Watchlisting
- It's a big, holistic way that we go about our business in order to determine risks
- Screening encompasses systems checks, security checks, and vetting – it's the strategic level word here
- From a USCIS perspective, "Screening" is very closely aligned with "Background Checks – for us, they are pretty much the same thing and may be used interchangeably in this presentation
- Background checks are really just one type of screening, though – and for other agencies, the distinction between them is critical
- Think of the example of TSA at the airport – if they scan your drivers license and see what comes up, that's a background check and is part of the screening process
- If they run your luggage through an X-ray belt, though... that's still screening, but it's not really a background check
- So we can use the terms internally to mean the same thing, but be

aware that for other agencies there may be a substantive difference

CARRP Terms, Vol. II

Systems Checks

- A query of any system of record to determine if the system holds information related to the subject.


- Can include:
 - CLAIMS 3
 - CIS
 - FDNS-DS
 - TECS



CARPP Terms v.

Systems Checks

- A query of any system of record to determine if the system holds information related to the subject.
- Can include:
 - CLAIMS 3
 - CIS
 - FDNS-DS
 - TECS

 U.S. Citizenship and Immigration Services

Fraud Detection and National Security Directorate
You have the Public's trust and respect. Use them wisely.

Unclassified // FOUO // Law Enforcement Sensitive

18

- Systems checks are one of our screening tools
- When you look someone up in CIS, or CLAIMS3, or FDNS-DS, or TECS – those are all systems checks
- When you ask for an FBI Name Check, you are essentially asking the FBI to perform a system check of all of *their* records and systems to see if an individual matches anything
- The manner in which we run security checks and the specific things we look at are all proscribed in NaBISCOP and component guidance
- You'll notice that systems checks are just the act of seeing if the system has information
- There's nothing in this definition about what you DO with the information
- Systems checks are a subset of screening

CARRP Terms, v

Security Checks

- A type of systems check utilizing a system that may contain security related information.
- Security checks may include:
 - FBI Fingerprint Check or Name Check
 - TECS / NCIC
 - Automated Biometrics Identification System (IDENT)



U.S. Citizenship
and Immigration
Services

Fraud Detection and National Security Directorate
You have the Public's trust and respect. Use them wisely.


Unclassified // FOUO / Law Enforcement Sensitive

19

CARRP Terms, v

Security Checks

- A type of systems check utilizing a system that may contain security related information.
- Security checks may include:
 - FBI Fingerprint Check or Name Check
 - TECS / NCIC
 - Automated Biometrics Identification System (IDENT)

 U.S. Citizenship and Immigration Services

Fraud Detection and National Security Directorate
You have the Public's trust and respect. Use them wisely.

~~Unclassified // FOUO / Law Enforcement Sensitive~~

19

- So we just talked about what a systems check was
- A security checks is a type of systems check focusing on security
- It's the act of looking at the systems that give us security-related information about an individual
- These systems can be TECS, FBI Name check or fingerprint check, USVITSIT, or looking at a RAP sheet
- You can think of security checks as the pre-CARRP work: some form of security check is done to pretty much every application we handle, and they're usually our first indication that we need to pull something into the CARRP process

CARRP Terms, v

Vetting

- A review of all the information uncovered about an individual.
- Sources of information can include:
 - Systems checks
 - Interviews
 - Open source information
 - Conversations with record owners
- You can vet an individual or a discrete piece of information.




U.S. Citizenship
and Immigration
Services

Fraud Detection and National Security Directorate
You have the Public's trust and respect. Use them wisely.


Unclassified // FOUO / Law Enforcement Sensitive

20



Vetting

- A review of all the information uncovered about an individual.
- Sources of information can include:
 - Systems checks
 - Interviews
 - Open source information
 - Conversations with record owners
- You can vet an individual or a discrete piece of information.


 U.S. Citizenship and Immigration Services

 Fraud Detection and National Security Directorate
You have the Public's trust and respect. Use them wisely.

Unclassified // FOUO / Law Enforcement Sensitive 20

- Vetting is distinct from systems checks, and usually comes after systems checks
- In systems checks, you locate the information - In vetting, you assess and evaluate the information that you've found
 - You determine how a piece of information affects eligibility
 - You make a decision as to whether a piece of information is national security related
 - Vetting is the thinking portion
- You're leveraging systems checks, and you're also bringing in interviews, testimony, open source, and conversations with record owners
- You're considering the reliability and applicability of the information you have
- How many of you have called an FBI agent to ask about a TECS record?
 - What you're doing is vetting – you're going to ask the FBI agent if there's any more information, if the information pertains to the person you're asking about, if the information is derogatory
 - Why do we ask if an investigation is open or closed? It's to

decide if the info is still applicable

CARRP Terms,

Deconfliction

- The coordination between USCIS and another governmental agency owners of NS information (record owners).
- The goal is to ensure that planned adjudicative activities do not compromise or impede an ongoing investigation or other record owner interest.



U.S. Citizenship
and Immigration
Services

Fraud Detection and National Security Directorate
You have the Public's trust and respect. Use them wisely.


Unclassified // FOUO / Law Enforcement Sensitive

21

CARRP Terms

Deconfliction

- The coordination between USCIS and another governmental agency owners of NS information (record owners).
- The goal is to ensure that planned adjudicative activities do not compromise or impede an ongoing investigation or other record owner interest.

 U.S. Citizenship and Immigration Services

Fraud Detection and National Security Directorate
You have the Public's trust and respect. Use them wisely.

Unclassified // FOUO / Law Enforcement Sensitive

21

- Deconfliction IS NOT its own CARRP stage – it occurs at every stage all the time!
- It is a conversation with the stakeholders – the people who own the info that we're seeing
- Can anyone think of activities that USCIS could be doing that we would want to deconflict?
- Some activities that can be deconflicted:
 - Interview
 - Request for evidence
 - Site visit
 - Decision to grant or deny a benefit
 - Timing of the decision
- How would the timing of a decision be relevant to an LEA?
 - Maybe they're about to arrest someone and if we deny an application, the person will leave the country
 - This is why we have abeyance
- Why is deconfliction done during all CARRP stages?
 - A decision may come in CARRP stage 4

- A site visit may be part of Internal vetting in Stage 2
- The LEA may have an interest in an interview or
- There could be an abeyance request during Stage 3
- Deconfliction occurs all the time during EVERY stage

CARRP Terms,

Designated Officer

- An officer identified by local management to be trained, competent and knowledgeable in CARRP procedures.
- “Designated officers” may be:
 - Fraud Detection and National Security - Immigration Officer (FDNS-IO);
 - CARRP trained Immigration Services Officer (CARRP-ISO);
 - Supervisory Immigration Services Officer (SISO);
 - FDNS-Supervisory Immigration Officer (FDNS-SIO);
 - Field Office Director (FOD); or,
 - CARRP trained Refugee and Asylum Officers.



U.S. Citizenship
and Immigration
Services

Fraud Detection and National Security Directorate
You have the Public's trust and respect. Use them wisely.

Unclassified // FOUO / Law Enforcement Sensitive

22



CARRP Terms

Designated Officer

- An officer identified by local management to be trained, competent and knowledgeable in CARRP procedures.
- “Designated officers” may be:
 - Fraud Detection and National Security - Immigration Officer (FDNS-IO);
 - CARRP trained Immigration Services Officer (CARRP-ISO);
 - Supervisory Immigration Services Officer (SISO);
 - FDNS-Supervisory Immigration Officer (FDNS-SIO);
 - Field Office Director (FOD); or,
 - CARRP trained Refugee and Asylum Officers.

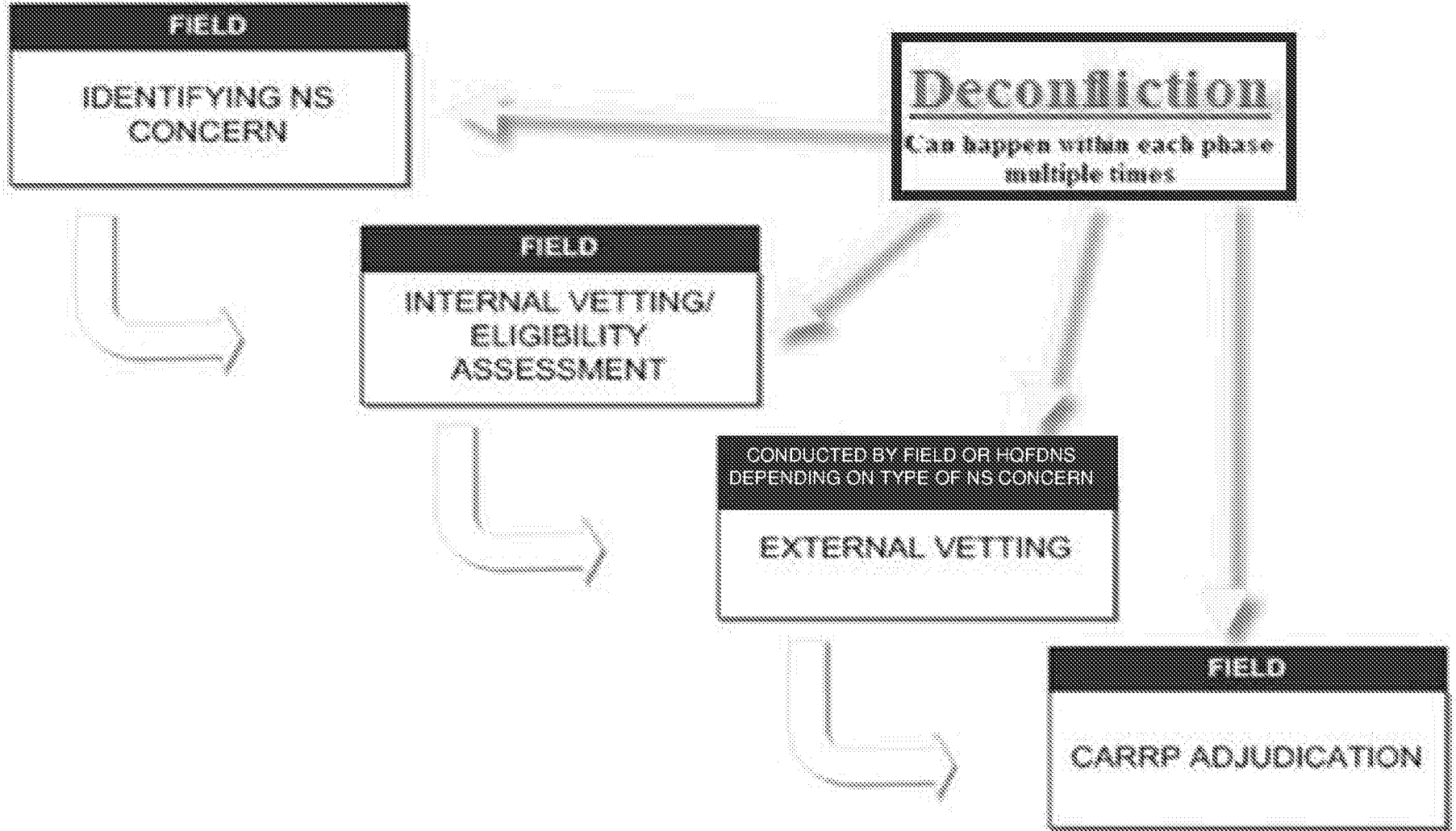
 U.S. Citizenship and Immigration Services

Fraud Detection and National Security Directorate
You have the Public's trust and respect. Use them wisely.

Unclassified // FOUO / Law Enforcement Sensitive 22

- This is a term straight from the CARRP policy guidance
- It pops up in the delineation memo of Jun 5, 2009 (which will be covered in the next slide)
- Anyone can become a designated officer (IO, IA, ISO, etc.) provided they are identified by local management and trained in CARRP
- So... by the end of this course, you will all be designated officers!

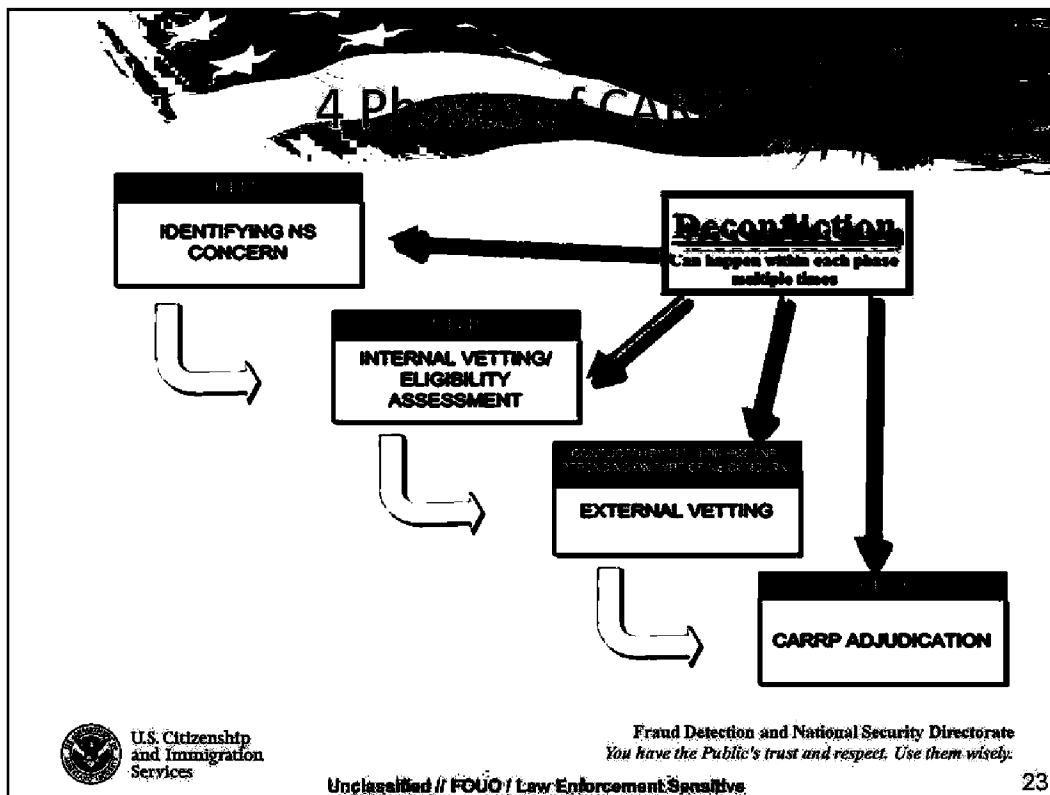
4 Phases of CARRP



U.S. Citizenship and Immigration Services

Fraud Detection and National Security Directorate
You have the Public's trust and respect. Use them wisely.

Unclassified // FOUO / Law Enforcement Sensitive

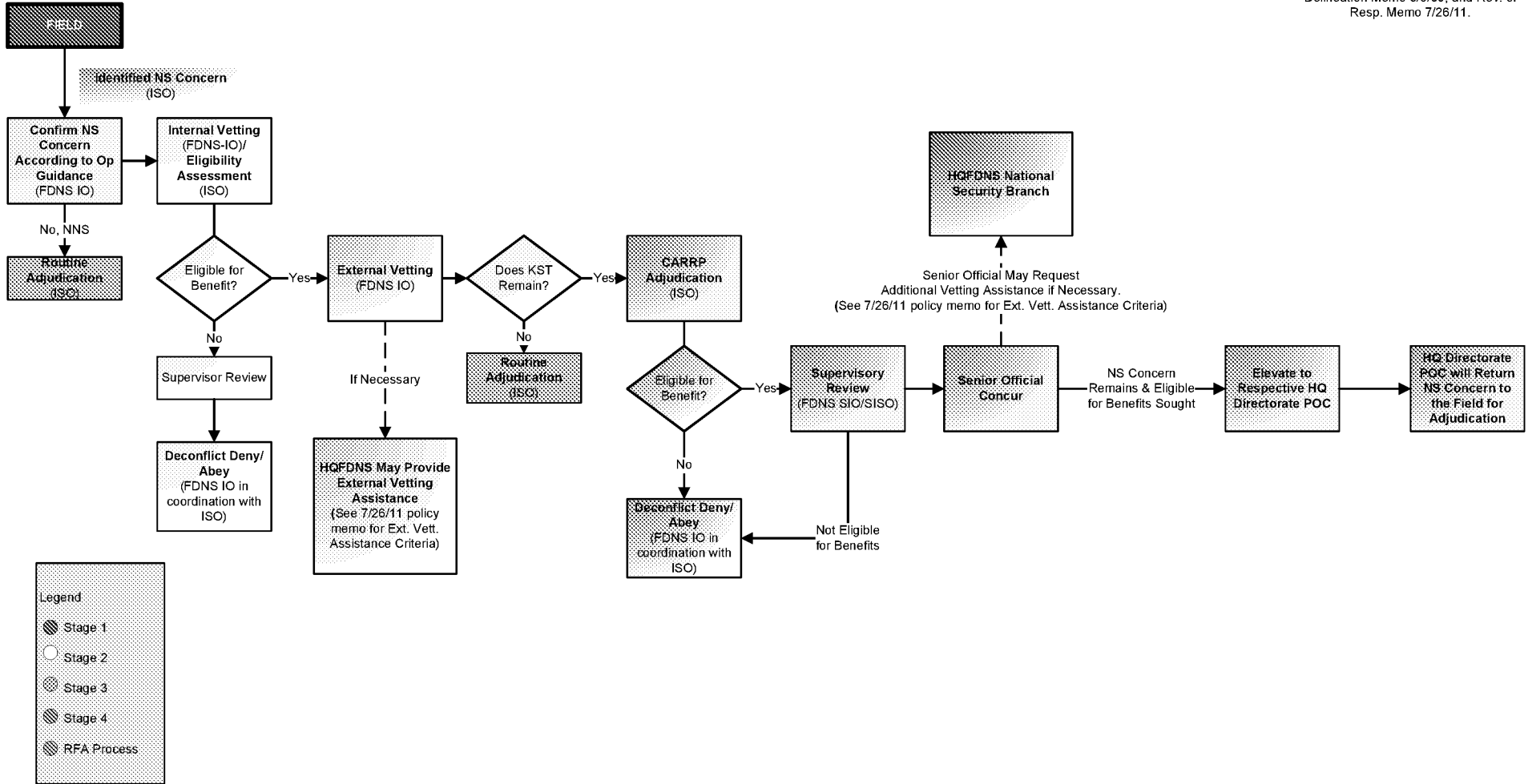


- This chart and the next 2 are your 50,000ft overview – don't get bogged down
- As we get into detail breaking down each phase, we'll tell you each of those three things: action, role, & DS
- Action is clearly the things that are going to be done, Role is who is doing them, and DS is the documentation in FDNS-DS that corresponds to each action
- For right now - there are 4 stages in the CARRP process - You saw all of them in your pre-course work
 - Stage 1: Identifying an NS concern (and subsequently identifying KST or non-KST, and possibly Confirmed or not-Confirmed)
 - Stage 2: Internal Vetting / Eligibility Assessment
 - Stage 3: External Vetting
 - Stage 4: CARRP adjudication
- Each stage has designated activities that are performed, designated roles for each individual in the process, and specific data entry points in FDNS-DS
- This chart just shows the names of each stage, but you can imagine

given some of our vocabulary discussion already what activities are entailed in each step

CARRP KST Workflow

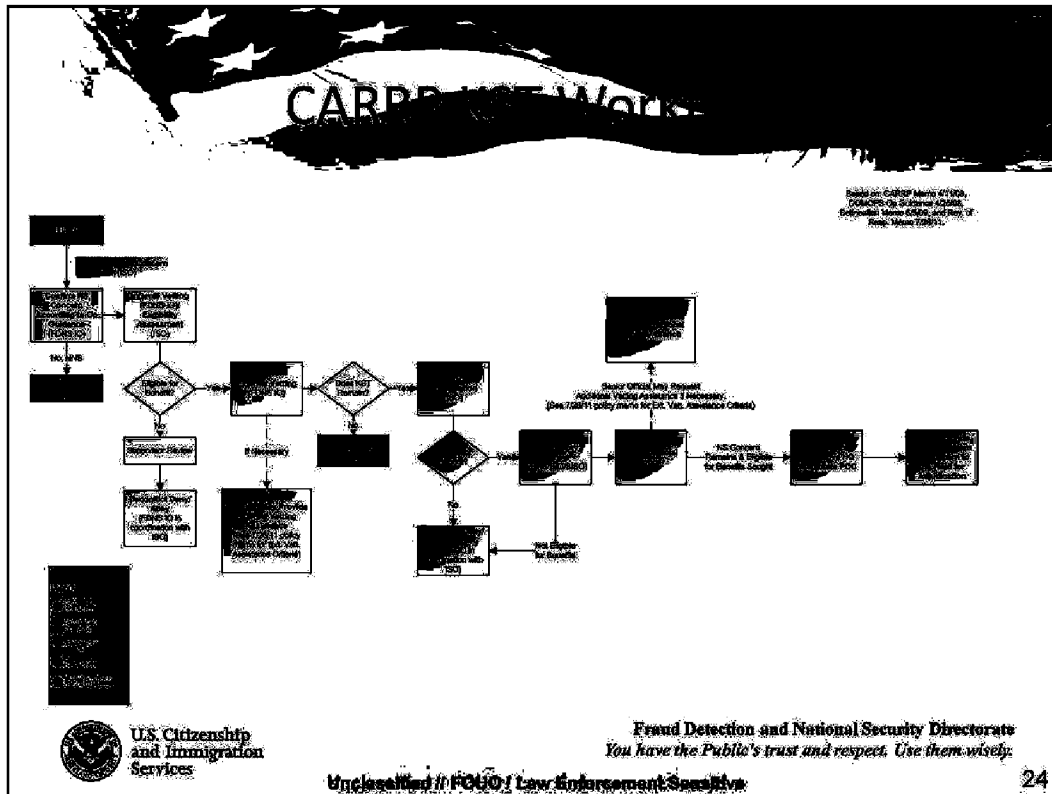
Based on: CARRP Memo 4/11/08,
DOMOPS Op Guidance 4/25/08,
Delineation Memo 6/5/09, and Rev. of
Resp. Memo 7/26/11.



U.S. Citizenship and Immigration Services

Fraud Detection and National Security Directorate
You have the Public's trust and respect. Use them wisely.

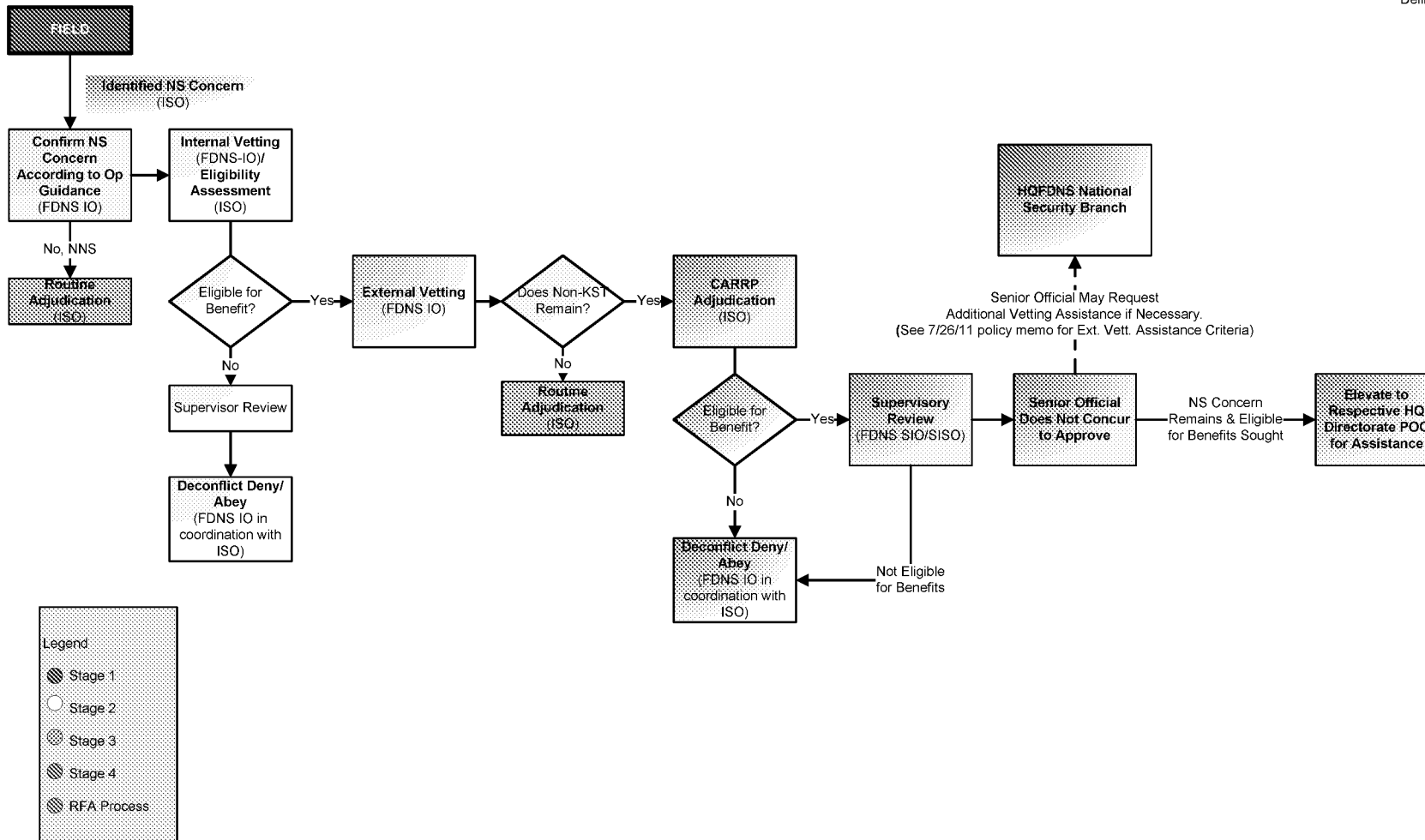
Unclassified // FOUO / Law Enforcement Sensitive



- Do not get in the weeds with these two charts! (this and the next slide)
- This is just a more detailed version of the 4 phases of CARRP – it illustrates the roles in each phase in addition to the activities
- The next chart you’re going to see is the non-KST workflow
- Keep in mind that cases MAY move back and forth between KST and non-KST while in CARRP, but they cannot be both
- As long as an individual is still an NS concern, you’re always making a determination between either KST or non-KST

CARRP Non-KST Workflow

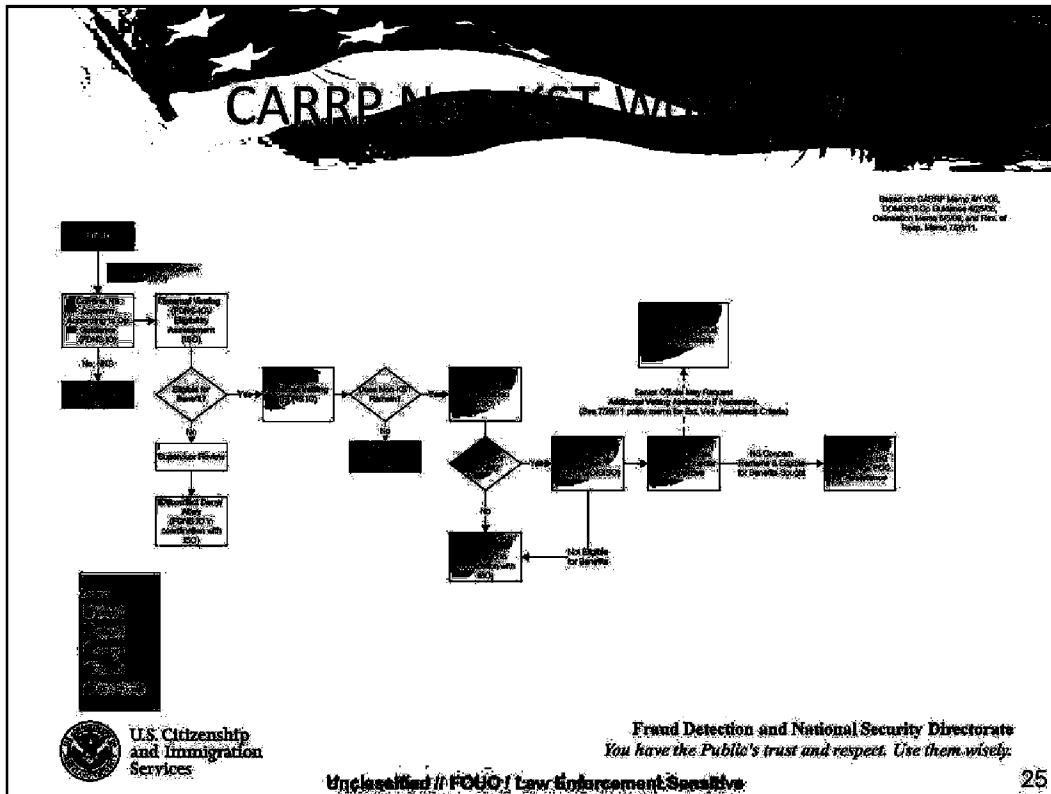
Based on: CARRP Memo 4/11/08, DOMOPS Op Guidance 4/25/08, Delineation Memo 6/5/09, and Rev. of Resp. Memo 7/26/11.



U.S. Citizenship and Immigration Services

Fraud Detection and National Security Directorate
You have the Public's trust and respect. Use them wisely.

Unclassified // FOUO / Law Enforcement Sensitive



- This should be used to illustrate the differences between KST and non-KST processing
- There are two principle differences:
 - 1) In KST processing, you can ask for assistance from HQ FDNS during external vetting / in non-KST processing you can only refer to HQ FDNS at the very end of the road
 - 2) In KST processing, the senior official who must concur with APPROVING is the Deputy Director of USCIS / in non-KST processing, the senior official who must concur can be the FOD
- Those are the major differences – otherwise, the CARRP process is pretty much the same in terms of what systems checks and vetting we do

CARRP POLICY

- *“Policy for Vetting and Adjudicating Cases with National Security Concerns”*, Signed April 11, 2008
 - Established KST vs. Non-KST categories
 - Decentralized non-KST processing to the field
 - Defined CARRP terms (“deconfliction,” “external vetting,” etc.)
 - Described the 4 stages of CARRP
- *“Clarification and Delineation of Vetting and Adjudication Responsibilities for Controlled Application Review and Resolution Program (CARRP) Cases in Domestic Field Offices,”* Signed June 5, 2009
 - Identified the roles of “designated officers” in CARRP
 - Outlined the actions and FDNS-DS documentation responsibilities within each role




U.S. Citizenship
and Immigration
Services


Fraud Detection and National Security Directorate
You have the Public's trust and respect. Use them wisely.

Unclassified // FOUO / Law Enforcement Sensitive

26



- *“Policy for Vetting and Adjudicating Cases with National Security Concerns”*, Signed April 11, 2008
 - Established KST vs. Non-KST categories
 - Decentralized non-KST processing to the field
 - Defined CARRP terms (“deconfliction,” “external vetting,” etc.)
 - Described the 4 stages of CARRP
- *“Clarification and Delineation of Vetting and Adjudication Responsibilities for Controlled Application Review and Resolution Program (CARRP) Cases in Domestic Field Offices,”*
Signed June 5, 2009
 - Identified the roles of “designated officers” in CARRP
 - Outlined the actions and FDNS-DS documentation responsibilities within each role



U.S. Citizenship
and Immigration
Services

Fraud Detection and National Security Directorate
You have the Public's trust and respect. Use them wisely.

Unclassified // FOUO / Law Enforcement Sensitive

26

- Many people find policy to be incredibly boring, but it really illustrates both where we are now and where we've come from
- I like to think of it as a story – so let's pretend our discussion of CARRP policy is really the story of how CARRP was born and evolved
- Our story begins in 2008 with a memo called “Vetting and Adj. Cases with NS Concerns...”
 - Once upon a time, everything having anything to do with NS was sent to HQ FDNS and adjudicated by a unit called NSAU. The 2008 memo changed all that. The policy gave order to the CARRP kingdom – it defined terms, it established the 4 stages of CARRP that we use today, it mandated that all the subjects of CARRP-land use FDNS-DS to record casework, and it told us what the field would do and what HQ would do.
 - A little over a year later, the rulers of CARRP land issued another memo that further defined the roles in each stage of CARRP within field offices. This is the memo that gave us the outline for this presentation – Roles, Actions, and DS responsibilities are clearly outlined in the memo. The memo closes with a reminder that you should all heed – play nice with the other subjects of CARRP land. Just because FDNS-IO's and CARRP ISO's have different, delineated roles doesn't

mean you shouldn't communicate and work closely together

CARRP POL

- “Revision of Responsibilities for CARRP Cases Involving Known or Suspected Terrorist”, Signed July 26, 2011
 - Revised the 2008 memo to allow the field to perform external vetting of KST cases without a requirement to consult HQ FDNS
- “Updated Instructions for Handling TECS **LE** Records, Signed May 23, 2012

LE

- “Policy for Treatment of Certain Cases Related to Alien Entrepreneurs Involving National Security (NS) Concerns”, Signed May 8, 2012
 - Identified new form types subject to CARRP



U.S. Citizenship
and Immigration
Services

Fraud Detection and National Security Directorate
You have the Public's trust and respect. Use them wisely.


Unclassified // FOUO / Law Enforcement Sensitive

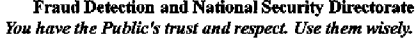
27

CARRP POLICY

- *“Revision of Responsibilities for CARRP Cases Involving Known or Suspected Terrorist”*, Signed July 26, 2011
 - Revised the 2008 memo to allow the field to perform external vetting of KST cases without a requirement to consult HQ FDNS
- *“Updated Instructions for Handling TECS LE Records”*, Signed May 23, 2012

LE
- *“Policy for Treatment of Certain Cases Related to Alien Entrepreneurs Involving National Security (NS) Concerns”*, Signed May 8, 2012
 - Identified new form types subject to CARRP


 U.S. Citizenship and Immigration Services


 Fraud Detection and National Security Directorate
You have the Public's trust and respect. Use them wisely.

Unclassified // FOUO / Law Enforcement Sensitive 27

- We fast-forward a little bit now to 2011, where much had changed in CARRP land. Many field offices now had JTTF representatives, and offices nationwide had gained great experience in working NS cases. As a result, the field was allowed to take over external vetting in the third stage of CARRP. No longer was HQ involvement required in even what are ostensibly the highest-risk cases: KSTs. This memo enabled the field to work almost every aspect of a KST case. It also provided the scenarios under which you could still reach out to HQ FDNS for assistance.
- At this point, the story begins to get confusing
 - The next memo published was in 2012, and deals with watchlisting issues in KST and non-KST cases
 - LE
 - Just remember that one piece of information for now and we'll return to it in detail in the Stage 1 portion of the program
- The last memo impacted a part of our NS equation that we haven't really touched on – the organizations or individuals who may be linked to an NS concern
 - With the rise in concern over the EB5 program, this memo added the following forms as being subjected to CARRP:

- I-526 Immigrant Petition by an Alien Entrepreneur
 - I-829 Petition by an Alien Entrepreneur to Remove Conditions
 - I-924 Application for Region Center
 - I-924A Supplement to Form I-924
- There are a couple of trends that run through the policy story:
- decentralization out of HQ
 - increased field ownership of personnel and resources
 - KSTs vs. non-KSTs:
 - At first, we assumed that KSTs were inherently riskier, or at the very least harder to work – hence why the external vetting stage for KSTs was the last thing to be delegated to the field, and why, as you saw in the last slide, FODs can approve non-KSTs, but the Deputy Director has to approve KSTs
 - Now, there's increasing realization that KSTs and non-KSTs can carry similar levels of challenge and risk. In the articulable link session, we like to point out that not all NS is created equal. But the division is not along neat KST / non-KST lines.

- 

-



Practical Exercise

CARRP Process Timeline

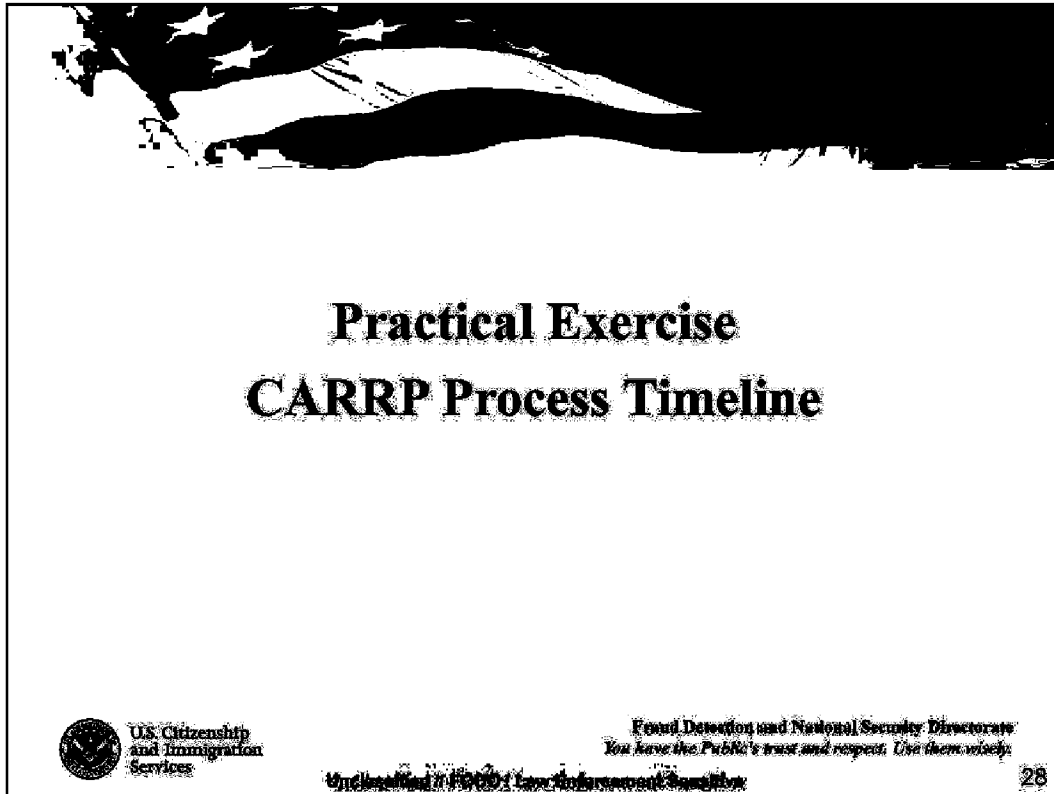


U.S. Citizenship
and Immigration
Services

Fraud Detection and National Security Directorate
You have the Public's trust and respect. Use them wisely.

Unclassified // FOUO / Law Enforcement Sensitive

28



Pass out CARRP Timeline sheets to students.

Each sheet should contain a distinct fact and a reference to an activity in the CARRP process.

Students should arrange themselves in order of the activities that would occur in the CARRP process.

I. CARRP Overview





- ✓ Build a common vocabulary for discussing CARRP cases.
- ✓ Understand USCIS policies impacting CARRP cases.
- ✓ Identify the personnel involved in the CARRP process: FOD, SISO, FDNS-SIO, FDNS-IO, and CARRP-ISO for Domestic Field Offices.
- ✓ Learn the four phases of the CARRP process.
- ✓ Recognize the differences between KST processing and non-KST processing.




U.S. Citizenship
and Immigration
Services

Fraud Detection and National Security Directorate
You have the Public's trust and respect. Use them wisely.

Unclassified // FOUO / Law Enforcement Sensitive



- ✓ Build a common vocabulary for discussing CARRP cases.
- ✓ Understand USCIS policies impacting CARRP cases.
- ✓ Identify the personnel involved in the CARRP process: FOD, SISO, FDNS-SIO, FDNS-IO, and CARRP-ISO for Domestic Field Offices.
- ✓ Learn the four phases of the CARRP process.
- ✓ Recognize the differences between KST processing and non-KST processing.

 U.S. Citizenship and Immigration Services

Fraud Detection and National Security Directorate
You have the Public's trust and respect. Use them wisely.

Unclassified // FOUO / Law Enforcement Sensitive 29

- These were our goals for this module – they are now accomplished!

II. Handling/Protecting

- Third Agency Rule
- Privacy Act
- Confidentiality Provisions
 - Asylee and Refugee Information
 - Violence Against Women Act (VAWA)
 - Battered Spouse or Child Information
 - Legalization/Special Agricultural Worker
 - T and U Visa Applicants
 - Temporary Protected Status (TPS)
 - Information regarding detainees
 - Information subject to an Immigration Judge's protective order



U.S. Citizenship
and Immigration
Services

Fraud Detection and National Security Directorate
You have the Public's trust and respect. Use them wisely.

Unclassified // FOUO / Law Enforcement Sensitive

30

Handling / Protecting Information

- Other Government Agency (OGA)
- **DO NOT PARAPHRASE** classified information!!
- Case agent name and contact information
- Case # (FBI, ICE, or other LEA)



U.S. Citizenship
and Immigration
Services

Fraud Detection and National Security Directorate
You have the Public's trust and respect. Use them wisely.

Unclassified // FOUO / Law Enforcement Sensitive

31

Handling / Protecting Information

- Other Government Agency (OGA)
- **DO NOT PARAPHRASE** classified information!!
- Case agent name and contact information
- Case # (FBI, ICE, or other LEA)

U.S. Citizenship and Immigration Services

Fraud Detection and National Security Directorate
You have the Public's trust and respect. Use them wisely.

Unclassified // FOUO // Law Enforcement Sensitive

31

- I am now supposed to warn you not to ever invoke the name CIA
- Instead, I'd like to demystify some acronyms - you can say CIA, NSA, etc.
- The statement "we screen some applications with the NSA" is actually unclassified (although still FOUO)
- What this slide bullet is intended to illustrate is – don't write CIA on things that will go in the A-file. Don't write it in FDNS-DS. Please don't email someone at HQ and say "hey, can you check _____ with the CIA, I'm pretty sure they have info on him?" Don't submit a vetting a request and say "Please consult the CIA with regards to applicant QQQQQQQQ" – That's when you'd want to say "OGA"
- I wrote CIA all over my notes, and I've said their name 10 times in the last 60 seconds, so it's not totally unmentionable, just be smart
- Also – don't try to contact the CIA (if you're JTTF rep has a relationship with a CIA rep so be it), but generally, don't try to call them – HQ has a means to do that for you (and no, it's not me, so don't try to call me and ask where your CIA checks are, either)
- Other things to do: be careful what you put in files or send over email, especially contact info or case #'s
- A-files get FOIAed or go to court, and things get released when they

maybe shouldn't - The last thing you want is to give an applicant the name and phone # of the FBI agent who's investigating them for something!

- Emails get forwarded on to people when maybe they shouldn't, or someone didn't read 5 messages down and realize that there was FOUO in there
- And finally - do not talk around classified – DO NOT TALK AROUND CLASSIFIED
- Don't call me on an open line and say, "Chris, you know "that agency?" They told me that they have "a guy" who told them that xxxxxx is a bad dude..." –
- Call me and say, "Hey, we need to chat on a secure line about a guy..." or "hey, can you check your HS email about a guy you know..."
- But do ask what is classified – if you're getting information from the JTTF, ask them specifically what's classified and what's not

Classification Levels

- **TOP SECRET** - Unauthorized disclosure could cause exceptionally grave **damage**.
- **SECRET** - Unauthorized disclosure could cause **serious damage**.
- **CONFIDENTIAL** - Unauthorized disclosure could cause **damage**.




U.S. Citizenship
and Immigration
Services


Fraud Detection and National Security Directorate
You have the Public's trust and respect. Use them wisely.

Unclassified // FOUO / Law Enforcement Sensitive

Classified Information Levels

- **TOP SECRET** - Unauthorized disclosure could cause **exceptionally grave damage.**
- **SECRET** - Unauthorized disclosure could cause **serious damage.**
- **CONFIDENTIAL** - Unauthorized disclosure could cause **damage.**



 U.S. Citizenship and Immigration Services

Fraud Detection and National Security Directorate
You have the Public's trust and respect. Use them wisely.

Unclassified // FOUO // Law Enforcement Sensitive

32



- Classified things are classified because if they get out in the open, they will cause damage to national security
- There are varying levels of damage that correspond to how highly classified something is
- Classified things become classified because they relate to one (or more) categories:
 - Military plans, ops, or weapons
 - Foreign gov information
 - Intel sources / activities, including crypto
 - Foreign relations (US to other countries)
 - Technology or economics
 - Nuclear materials / facilities
 - NS projects, plans, capabilities, and vulnerabilities
 - WMD
- Most of the things you will see in the field will be at the SECRET level
- There's also this additional thing called SCI... it's a special caveat that requires a particular level of security
- SCI stands for Secure Compartmented Information

- That level of security doesn't really exist in the field – it takes a special room, etc. – so you pretty much don't need to worry about this, except to know – if HQ runs across something SCI, we can't tell you about it. If there's a file that has SCI material in it, we can't send it to you, we have to do something else

Sharing Classified Information

Intended recipient **MUST** have:

- A security clearance equal to or greater than the classification of the information disclosed.
- A **NEED TO KNOW**, meaning access to classified information is required in performance of his/her official duties.
- The capability to properly **SAFEGUARD AND STORE** the materials.
- What do you do if you commit a security violation?



U.S. Citizenship
and Immigration
Services


Fraud Detection and National Security Directorate
You have the Public's trust and respect. Use them wisely.


Unclassified // FOUO / Law Enforcement Sensitive

Sharing Classified Information

Intended recipient **MUST** have:

- A security clearance equal to or greater than the classification of the information disclosed.
- A **NEED TO KNOW**, meaning access to classified information is required in performance of his/her official duties.
- The capability to properly **SAFEGUARD AND STORE** the materials.
- What do you do if you commit a security violation?

 U.S. Citizenship and Immigration Services

 Fraud Detection and National Security Directorate
You have the Public's trust and respect. Use them wisely.

Unclassified // FOUO // Law Enforcement Sensitive 33

Video from OSI regarding proper handling of classified documents.

- So why was this important? Because the next few stages of CARRP involve trying to find out information about applicants and then talking to other agencies about it
- So it's important to know what you can and cannot share and how to handle it

Safeguarding Classified

- **NEVER** discuss, or attempt to talk around, classified information over an unsecured telephone system.
- Classified telephone discussions must be conducted using Secure Telephone Equipment (STE).
- Store classified LHM in working file (W), do not keep it with the A-file.
- Classified documents may only be shipped via U.S. mail if Secret. Top Secret documents may not be shipped.



U.S. Citizenship
and Immigration
Services


Fraud Detection and National Security Directorate
You have the Public's trust and respect. Use them wisely.


Unclassified // FOUO / Law Enforcement Sensitive

34

Safeguarding Classified Information

- **NEVER** discuss, or attempt to talk around, classified information over an unsecured telephone system.
- Classified telephone discussions must be conducted using Secure Telephone Equipment (STE).
- Store classified LHM in working file (W), do not keep it with the A-file.
- Classified documents may only be shipped via U.S. mail if Secret. Top Secret documents may not be shipped.



 U.S. Citizenship and Immigration Services

Fraud Detection and National Security Directorate
You have the Public's trust and respect. Use them wisely.

~~Unclassified//FOUO/Law Enforcement Sensitive~~ 34


If you are conducting deconfliction or external vetting remind the LEA that you are on an open line, and let them know that you could call them back from a STU.

Memorandum Revised Classified Files Guidance 08.12.2013

Security violations video

Handling Classified Information

Prior to sharing classified information confirm or convey the appropriate clearance of the DHS employee with:

- Office of Security and Integrity (OSI) Personnel Security Customer Service
-  dhs.gov
- Include First Name, Middle Initial, Last Name and agency of the individual for whom you are seeking a security clearance verification



U.S. Citizenship
and Immigration
Services

Fraud Detection and National Security Directorate
You have the Public's trust and respect. Use them wisely.


Unclassified // FOUO / Law Enforcement Sensitive

35

Handling Classified Information

Prior to sharing classified information confirm or convey the appropriate clearance of the DHS employee with:

- Office of Security and Integrity (OSI) Personnel Security Customer Service
- [REDACTED]@dhs.gov
- Include First Name, Middle Initial, Last Name and agency of the individual for whom you are seeking a security clearance verification

 U.S. Citizenship and Immigration Services

Fraud Detection and National Security Directorate
You have the Public's trust and respect. Use them wisely.

~~Unclassified // FOUO // Law Enforcement Sensitive~~ 35

If you would like to obtain information regarding a co-worker's security clearance prior to passing a case to them, you may email OSI to verify their clearance. You may also obtain information regarding your own clearance by sending an email to the OSI email box.

Summary

In this section you reviewed:

- The various rules and policies relating to information sharing and confidentiality regulations.



U.S. Citizenship
and Immigration
Services

Fraud Detection and National Security Directorate
You have the Public's trust and respect. Use them wisely.

Unclassified // FOUO / Law Enforcement Sensitive

36

III. The Five Stages of

- Identifying and confirming an NS concern.
- Review things to consider during eligibility assessment, the purpose of internal vetting and identify various tools and techniques used.
- Review the purpose of de-confliction and the importance of coordination with law enforcement/record owners.
- Review the purpose of external vetting and the roles and responsibilities of external vetting KSTs and non-KSTs.
- Apply USCIS policies in adjudicating applications or petitions in cases involving national security concerns.




U.S. Citizenship
and Immigration
Services

Fraud Detection and National Security Directorate
You have the Public's trust and respect. Use them wisely.


Unclassified // FOUO / Law Enforcement Sensitive

37



III. The Four Stages of CARRP

- Identifying and confirming an NS concern.
- Review things to consider during eligibility assessment, the purpose of internal vetting and identify various tools and techniques used.
- Review the purpose of de-confliction and the importance of coordination with law enforcement/record owners.
- Review the purpose of external vetting and the roles and responsibilities of external vetting KSTs and non-KSTs.
- Apply USCIS policies in adjudicating applications or petitions in cases involving national security concerns.



U.S. Citizenship and Immigration Services

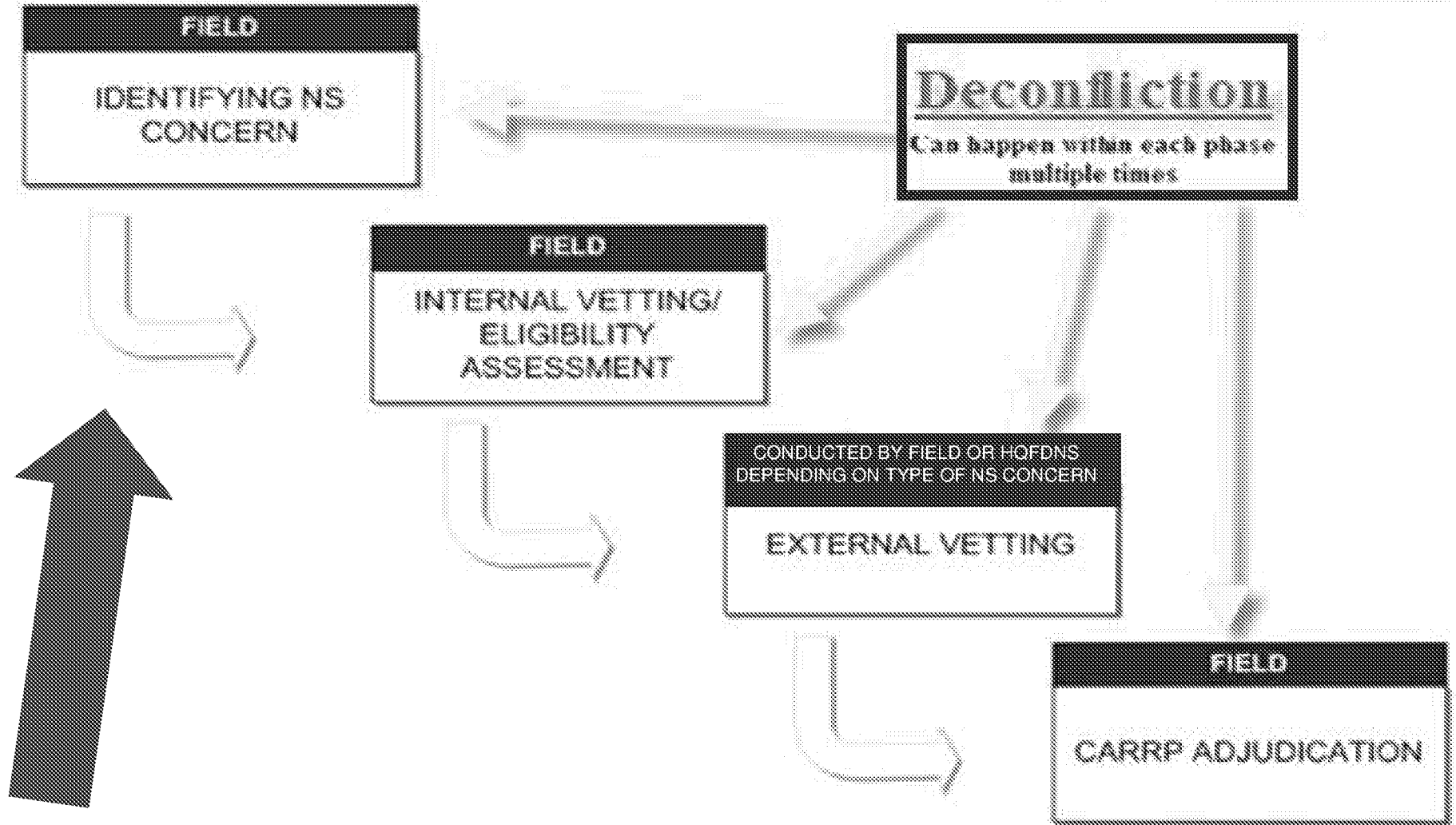
Fraud Detection and National Security Directorate
You have the Public's trust and respect. Use them wisely.

Unclassified // FOUO / Law Enforcement Sensitive 37

This section will discuss the four stages of CARRP, and various steps to take in each stage.

Remember that we're going to focus on Roles, Actions, and DS entry within each stage

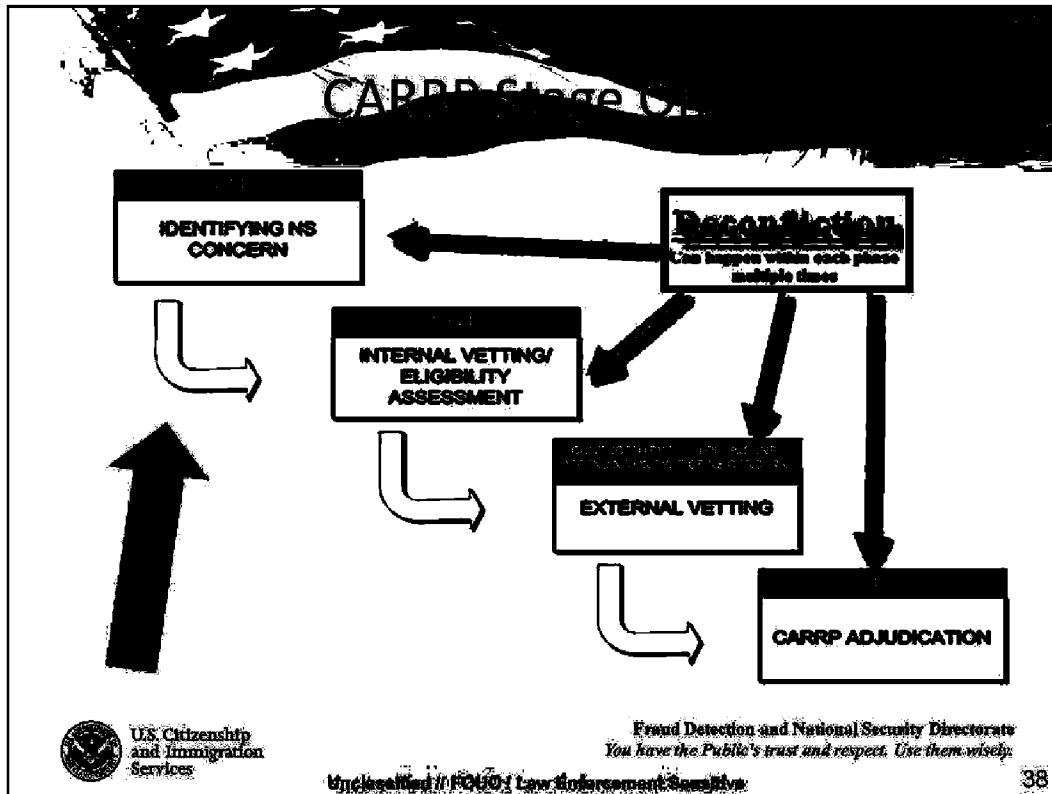
CARRP Stage One



U.S. Citizenship and Immigration Services

Fraud Detection and National Security Directorate
You have the Public's trust and respect. Use them wisely.

Unclassified // FOUO / Law Enforcement Sensitive



The first stage of CARRP is identifying a NS concern. Note that deconfliction can happen at any stage.

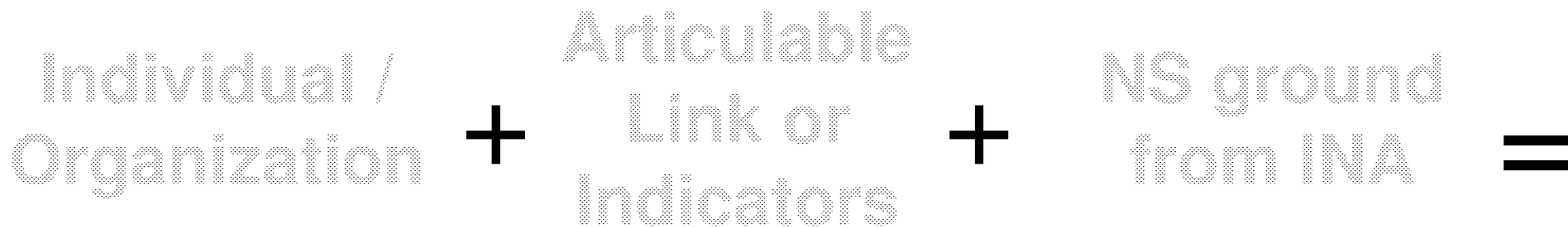
Stage 1: Identifying NS Concerns

GOAL

- Recognize form types handled under CARRP.
- Identity nexus to areas of national security concern.
- Articulate links between people / organizations and areas of national security concern.
- Distinguish between KSTs and non-KSTs.
- Identify sources of information for KST and non-KST determinations.
- Differentiate between CARRP cases and TRIG cases.



CARRP Terms, Vol. I



From: I-485

I-589

I-924

N-400

Based on:

- Activity

- Association

- Employment

Statutory ground:

- INA § 212(a)(3)(a), (b) or (f)

- INA § 237(a)(4)(a) or (b)

National Security Concern

Handled under CARRP




U.S. Citizenship and Immigration Services

Fraud Detection and National Security Directorate
You have the Public's trust and respect. Use them wisely.


40

Unclassified // FOUO / Law Enforcement Sensitive



Individual / Organization	+	Articulate Link or Indicators	+	NS ground from INA	=
From: I-485		Based on:		Statutory ground:	
I-589		- Activity		- INA § 212(a)(3)(a), (b) or (f)	
I-924		- Association		- INA § 237(a)(4)(a) or (b)	
N-400		- Employment			

**National Security Concern
Handled under CARRP**



U.S. Citizenship
and Immigration
Services

Fraud Detection and National Security Directorate
You have the Public's trust and respect. Use them wisely.

40

Unclassified // FOUO / Law Enforcement Sensitive

- CARRP stage I is all about our equation that we looked at before
- Your goal is to identify all of the different elements in this and determine if there's an NS concern
- Remember – you need a nexus to one of the statutory NS grounds
- You need a person or organization (which we're about to talk more about)
- And you need indicators of a link between them or a clearly articulable link

Individuals / Organizations

- Individuals / Organizations come from forms...
- But not all forms are treated the same with regards to NS determinations...

BENEFIT TYPE	<u>Refer</u> to CARRP?
[REDACTED]	YES
[REDACTED]	YES
[REDACTED]	YES
[REDACTED]	YES



U.S. Citizenship and Immigration Services


Fraud Detection and National Security Directorate
You have the Public's trust and respect. Use them wisely.

Unclassified // FOUO / Law Enforcement Sensitive

Individuals / Organizations

- Individuals / Organizations come from forms...
- But not all forms are treated the same with regards to NS determinations...

BENEFIT TYPE	Refer to CARRP?
Asylum	Yes
Temporary Protected Status (TPS)	Yes
Refugee Status	Yes
Permanent Residence	Yes
Other	No



U.S. Citizenship and Immigration Services

U.S. Department of Homeland Security

Fraud Detection and National Security Directorate

You have the Public's trust and respect. Use them wisely.

Unclassified // FOUO / Law Enforcement Sensitive

41

- So, it's time to talk about where the people / organizations come from
- The things that we know about people / orgs. Come from background checks and interviews and the forms they submit
- We use that info to decide if someone is an NS concern
- Except that we don't treat all applications and petitions, and, by extension, all people, the same
- We know the big applications – asylum, permanent residence, natz. – get referred to CARRP, but what about other benefit types?
- There's a bunch of different benefits in my little chart - What do they all have in common?
- Answer: you may end up adjudicating each of them without resolving the NS concern
- But even if you have to adjudicate before resolving the NS concern, they still all get referred to CARRP:
 - Ancillary benefits should be put in CARRP along with the primary application
 - I-90's should be put in CARRP to document the concern

LE

- If they're filed concurrently with a status granting application (immediate relative, etc.) put them in CARRP along with the primary application

National Security Concerns



Area of National Security Concern Include:	Section of the INA
Espionage	§212(a)(3)(A), and §237(a)(4)(A)
Sabotage	
Exporting sensitive goods, technology, or information	
Overthrowing the U.S. government by force or violence	
Hijacking or sabotaging transportation	§212(a)(3)(B), and §237(a)(4)(B)
Hostage-taking	
Attack or assassination of any government official (U.S. or any other government)	
Using biological, chemical, or nuclear weapons	
Using other weapons to harm people or cause damage (other than for personal monetary gain)	§212(a)(3)(B), (a)(3)(F), and §237(a)(4)(B)
People or groups the Secretaries of State and/or Homeland Security have determined are terrorists	



U.S. Citizenship and Immigration Services

Fraud Detection and National Security Directorate
You have the Public's trust and respect. Use them wisely.

Unclassified // FOUO / Law Enforcement Sensitive

National Security

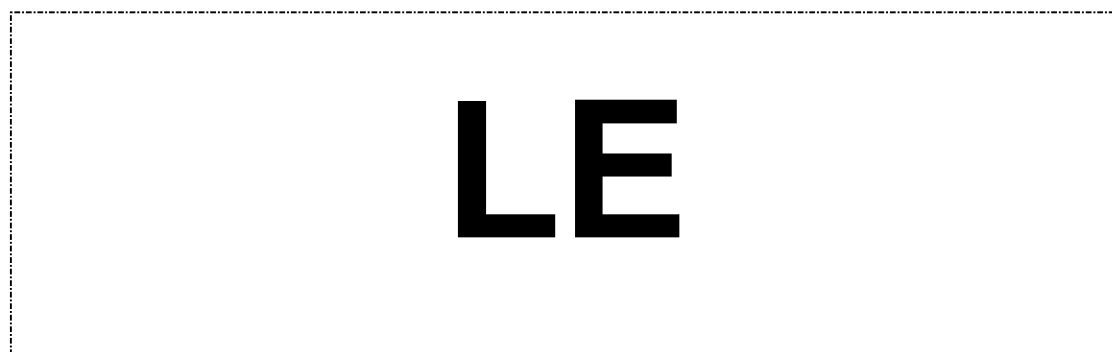
Area of National Security Concern Include: Section of the INA

- Terrorism
- Foreign Disinformation
- Foreign Influence Operations
- Foreign Espionage
- Foreign Corruption
- Foreign Cyber Operations
- Foreign Intellectual Property Theft
- Foreign Counterintelligence
- Foreign Counterterrorism
- Foreign Counterdrug
- Foreign Counterproliferation
- Foreign Counterterrorism
- Foreign Counterintelligence
- Foreign Counterterrorism
- Foreign Counterintelligence
- Foreign Counterterrorism
- Foreign Counterintelligence


U.S. Citizenship and Immigration Services Fraud Detection and National Security Directorate
You have the Public's trust and respect. Use them wisely.

Unclassified // FOUO / Law Enforcement Sensitive 42

- You've seen this chart before
- Thinking back to earlier in the presentation, what are some things that are not on here?
- Drugs – money laundering – human rights
- Let's add another important foot stomp: this chart mostly doesn't specify targets




- Past, present and future activities all count in our analysis!
- Please also remember – we're looking for indicators of things
- I doubt very much that someone is going to volunteer to you in an interview that they used chemical weapons or smuggled stuff to North Korea
- But what could they tell you?



- None of these things are themselves derogatory or a nexus to NS... but if you look at the totality of the evidence, maybe then it relates to an area of NS concern

Hypothetical


Food for thought...



**U.S. Citizenship
and Immigration
Services**

Fraud Detection and National Security Directorate
You have the Public's trust and respect. Use them wisely.

Unclassified // FOUO / Law Enforcement Sensitive



U.S. Citizenship
and Immigration
Services

Fraud Detection and National Security Directorate
You have the Public's trust and respect. Use them wisely.

Unclassified // FOUO / Law Enforcement Sensitive

43

- So now we're going to talk about the middle component of our equation: articulable link
- This is the part that tricky, so we're about to take you through the structured framework on how to do it
- The framework is designed to provide a consistent means of thinking about articulable links
- And then we're going to have fact patterns like this at the end to review
- Keep this example in mind as we're going through the rest of training
- We'll give you the HQ FDNS thought process at the end
- One more note – articulable link tends to focus on non-KST NS concerns
- Our equation applies to identifying anything that will be handled in CARRP, but we defined KSTs earlier as being on the watchlist
- Well, for KST cases, that's enough of an articulable link – *“Jon Smith is on the watchlist for terrorism.”*
- As you'll see, non-KSTs are a little trickier, because there not be one piece of information that conclusively tells you're their an NS concern – you may have to “link” together a bunch of disparate things
- So consider this hypothetical...


Articulate Link

- An articulable link exists when:

You can *describe* ...

in a few simple sentences ...

a clear connection between a person ...



an activity that threatens the safety and integrity of the United States or another nation.


- Cases with an articulable link to national security must be handled according to CARRP.



U.S. Citizenship
and Immigration
Services


Fraud Detection and National Security Directorate
You have the Public's trust and respect. Use them wisely.

Unclassified // FOUO / Law Enforcement Sensitive




Articulate Link

- An articulable link exists when:
 - You can describe ...*
 - In a few simple sentences ...*
 - a clear connection between a person ...*



- Cases with an articulable link to national security must be handled according to CARRP.

 U.S. Citizenship and Immigration Services

Fraud Detection and National Security Directorate
You have the Public's trust and respect. Use them wisely.

Unclassified // FOUO / Law Enforcement Sensitive

44

- This connection has NOTHING to do with the type of benefit application


Articulate Link (cc)

- A connection may be:
 - Conducting a criminal act;
 - Belonging to or speaking for a particular organization;
 - Providing money or material support; or
 - Many other associations between an individual and an area of NS concern.
- An articulable link requires more than a “gut feeling.”
- The key is whether you can define the nature of the connection.
- **Caveat:** It is impossible to list all of the ways that an individual might have an “articulable link” to a national security concern. What follows are examples of how subjects can be linked.



Articulate Link

- A connection may be:
 - Conducting a criminal act;
 - Belonging to or speaking for a particular organization;
 - Providing money or material support; or
 - Many other associations between an individual and an area of NS concern.
- An articulable link requires more than a “gut feeling.”
- The key is whether you can define the nature of the connection.
- **Caveat:** It is impossible to list all of the ways that an individual might have an “articulable link” to a national security concern. What follows are examples of how subjects can be linked.



U.S. Citizenship
and Immigration
Services

Fraud Detection and National Security Directorate
You have the Public's trust and respect. Use them wisely.


Unclassified // FOUO / Law Enforcement Sensitive

45

- Takes more than a “gut feeling” – and more than indicators!

LE

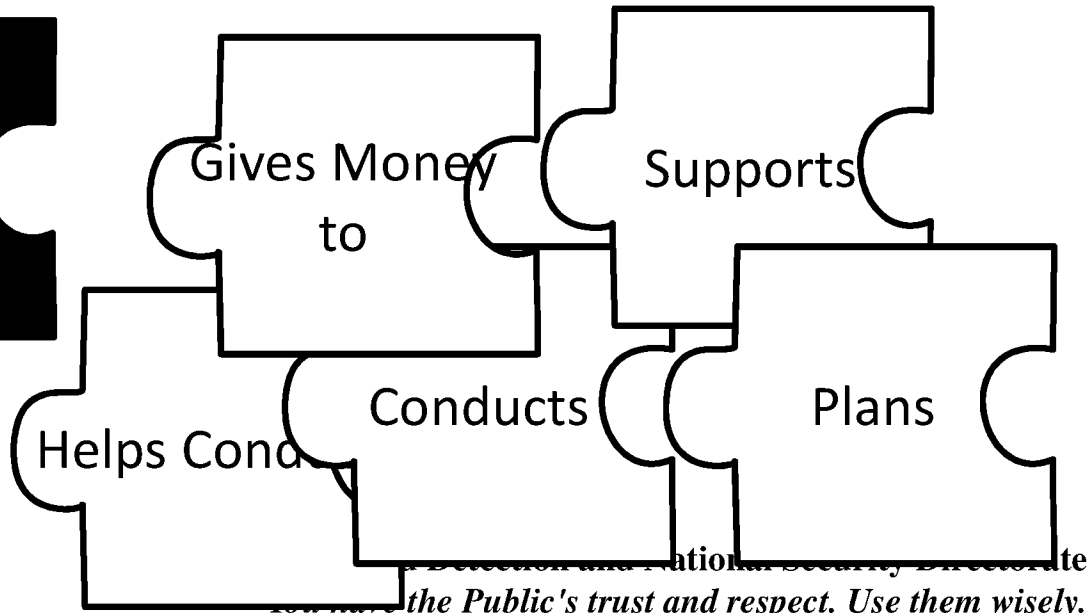


Putting the Pieces



You have now articulated a link between Bob and National Security Concern



link between Bob and National Security Concern



U.S. Citizenship and Immigration Services

Unclassified // FOUO / Law Enforcement Sensitive

Putting the Pieces Together:

Subject: Bob You have now established a link between Bob and a National Security Concern who Terrorism

Belongs To Launders Money For Gives Money to Supports

Gives Money to Speaks For Helps Conduct Conducts Plans

U.S. Citizenship and Immigration Services the Public's trust and respect. Use them wisely.


Unclassified // FOUO / Law Enforcement Sensitive

46

Again, these links must be fact-based

Hypothetical


More food for thought...



**U.S. Citizenship
and Immigration
Services**

Fraud Detection and National Security Directorate
You have the Public's trust and respect. Use them wisely.

Unclassified // FOUO / Law Enforcement Sensitive




U.S. Citizenship
and Immigration
Services

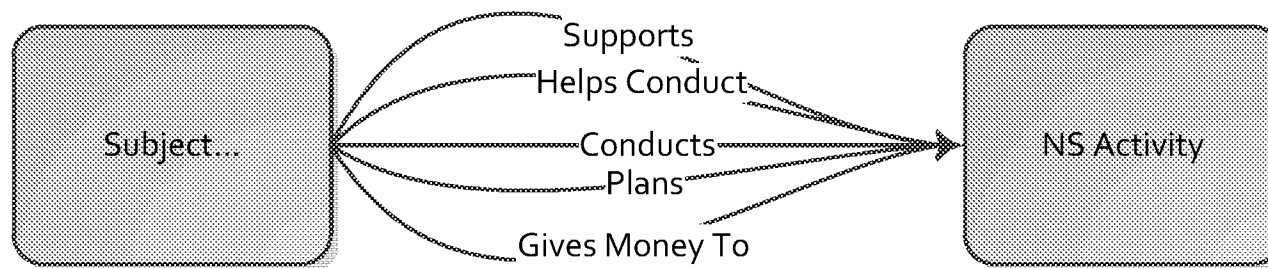
Fraud Detection and National Security Directorate
You have the Public's trust and respect. Use them wisely.

Unclassified // FOUO / Law Enforcement Sensitive

- So if you're considering this example using our method of thinking from CARRP and our structured framework for articulable link, your analysis goes something like this...



Strong Direct Link:



- The strongest link comes when the Subject is actively participating in those activities:
 - “Bob Smith has filed an I-485, and was arrested for trying to plant a bomb at the United Nations.”
- Here, you can draw a single, direct line between the Subject and the national security activity.




Strong Direct

• The strongest link comes when the Subject is actively participating in those activities:

- “Bob Smith has filed an I-485, and was arrested for trying to plant a bomb at the United Nations.”

• Here, you can draw a single, direct line between the Subject and the national security activity.

 U.S. Citizenship and Immigration Services

Fraud Detection and National Security Directorate
You have the Public's trust and respect. Use them wisely.

Unclassified // FOUO / Law Enforcement Sensitive


48

Now, we all know that real life isn't quite this simple

But the goal of the structured framework is to get everything thinking in the same way

These simple cases ramp up to more complicated ones, but the method of thinking of them is the same

Indirect




**U.S. Citizenship
and Immigration
Services**

Fraud Detection and National Security Directorate
You have the Public's trust and respect. Use them wisely.

Unclassified // FOUO / Law Enforcement Sensitive

Indirect Link – Ivra




**U.S. Citizenship
and Immigration
Services**

Fraud Detection and National Security Directorate
You have the Public's trust and respect. Use them wisely.

Unclassified // FOUO / Law Enforcement Sensitive

Links Requiring Full




U.S. Citizenship
and Immigration
Services

You have the Public's trust and respect. Use them wisely.

Unclassified // FOUO / Law Enforcement Sensitive


No Articulation



**U.S. Citizenship
and Immigration
Services**

Fraud Detection and National Security Directorate
You have the Public's trust and respect. Use them wisely.

Unclassified // FOUO / Law Enforcement Sensitive



Hypothetical #3



U.S. Citizenship
and Immigration
Services

Fraud Detection and National Security Directorate
You have the Public's trust and respect. Use them wisely.

Unclassified // FOUO / Law Enforcement Sensitive

Law Enforcement Det

- If a law enforcement or intelligence agency tells us that their investigation uncovers a threat to national security, we will consider that case a national security concern
 - This concern could be NS Confirmed or NS Not Confirmed, depending on the specific information provided.
- The opposite, however, is not necessarily true: Even if another agency tells us that an individual does not threaten the national security, USCIS can still handle a case under CARRP
 - If you identify an area of national security concern, and suspect that the applicant may be involved with it, USCIS can still try to articulate a link.



U.S. Citizenship
and Immigration
Services


Fraud Detection and National Security Directorate
You have the Public's trust and respect. Use them wisely.

Unclassified // FOUO / Law Enforcement Sensitive

54

Law Enforcement Determinations

- If a law enforcement or intelligence agency tells us that their investigation uncovers a threat to national security, we will consider that case a national security concern
 - This concern could be NS Confirmed or NS Not Confirmed, depending on the specific information provided.
- The opposite, however, is not necessarily true: Even if another agency tells us that an individual does not threaten the national security, USCIS can still handle a case under CARRP
 - If you identify an area of national security concern, and suspect that the applicant may be involved with it, USCIS can still try to articulate a link.

 U.S. Citizenship and Immigration Services

Fraud Detection and National Security Directorate
You have the Public's trust and respect. Use them wisely.

Unclassified // FOUO / Law Enforcement Sensitive 54

Similar to law enforcement determinations: country determinations

It doesn't matter if the country accusing you is credible – if a foreign government designates you a terrorist, that's an articulable link

It may be disproven in the course of vetting

We may grant a waiver for the activity because it was on our behalf

But it's still an articulable link

Classified Information

- Classified LHM's often raise NS concerns
 - Classified information ≠ “NS Confirmed”
 - An articulable link is still required for selecting NS Confirmed
- To base an articulable link on classified information, both officers should write in the comment field of their recommendation:
 - “Discussed case with Officer ----- . An articulable link is present. The articulable link is based upon classified information in an LHM.”*
- You should still discuss the articulable link with a second officer!

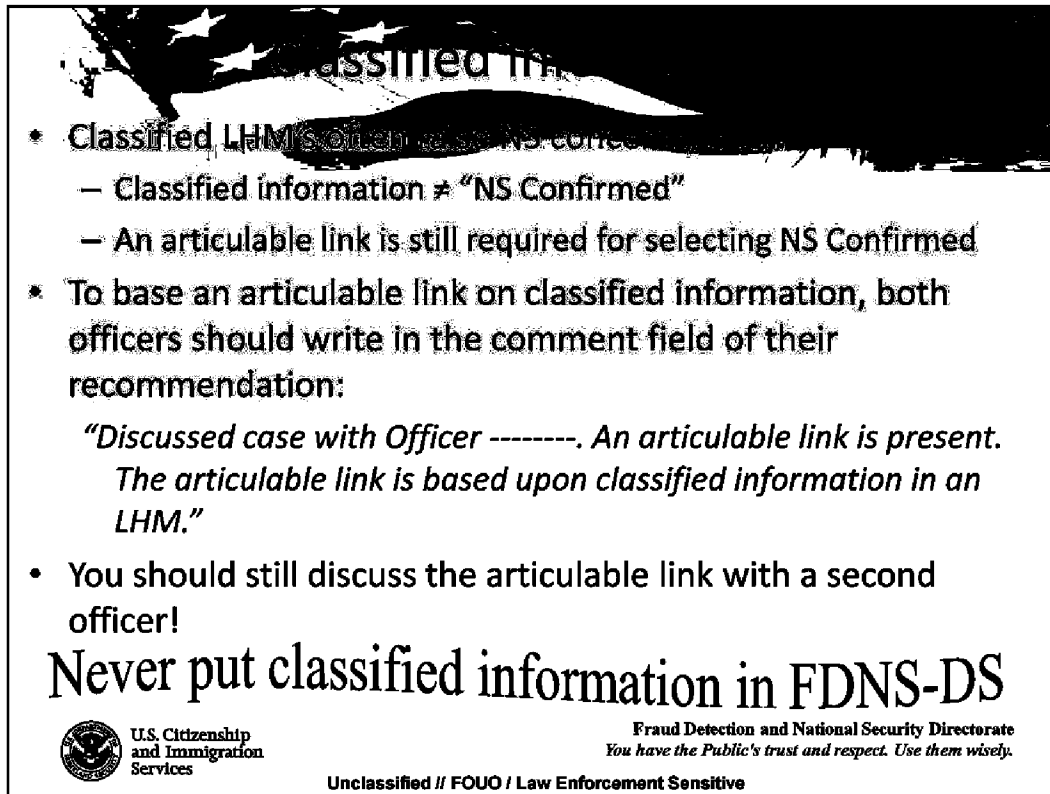
Never put classified information in FDNS-DS



U.S. Citizenship
and Immigration
Services

Fraud Detection and National Security Directorate
You have the Public's trust and respect. Use them wisely.

Unclassified // FOUO / Law Enforcement Sensitive




Classified information

- **Classified LHM's often raise NS concern**
 - Classified information ≠ "NS Confirmed"
 - An articulable link is still required for selecting NS Confirmed
- **To base an articulable link on classified information, both officers should write in the comment field of their recommendation:**

"Discussed case with Officer -----, An articulable link is present. The articulable link is based upon classified information in an LHM."
- **You should still discuss the articulable link with a second officer!**

Never put classified information in FDNS-DS

 U.S. Citizenship and Immigration Services

Fraud Detection and National Security Directorate
You have the Public's trust and respect. Use them wisely.

Unclassified // FOUO / Law Enforcement Sensitive

- The last slide talked about law enforcement determinations
- Just like law enforcement determinations, just because there is classified doesn't automatically mean NS Confirmed, or even that there is an NS concern at all

Ongoing Review

- Many times, articulating a link (or determining that no link can be articulated) cannot be done purely from a file review.
- This may require contact with another agency, or research in another system.
- As new information is received, officers should review and determine whether or not the evidence supports an articulable link.
- Until a definitive judgment is reached about whether an articulable link exists, the case must remain open.



Articulating Links To National Security Concerns


Hypothetical Fact Patterns



U.S. Citizenship
and Immigration
Services


Fraud Detection and National Security Directorate
You have the Public's trust and respect. Use them wisely.

Unclassified // FOUO / Law Enforcement Sensitive



- What follows are 10 hypothetical fact patterns (including the 3 you've already seen) which address issues in this training
 - They are not a definitive guide, but a tool to practice applying the articulable link framework on some fact patterns that you might see in your everyday work
 - These are all either NS Confirmed or Not Confirmed or non-NS (there are no KSTs, because we're going to teach you how to identify KSTs right after this)
 - There are no wrong answers here
 - The point to think consistently and logically about articulating a link to NS
 - HQ FDNS will model the thought process for the first example, including determining if it's an NS Concern and how to articulate the link
- Disclaimer: Some are based on real cases, some are completely made up


Hypothetical




**U.S. Citizenship
and Immigration
Services**

Fraud Detection and National Security Directorate
You have the Public's trust and respect. Use them wisely.

Unclassified // FOUO / Law Enforcement Sensitive




Hypothetical




**U.S. Citizenship
and Immigration
Services**

You have the Public's trust and respect. Use them wisely.

Unclassified // FOUO / Law Enforcement Sensitive




Hypothetical




**U.S. Citizenship
and Immigration
Services**

Fraud Detection and National Security Directorate
You have the Public's trust and respect. Use them wisely.

Unclassified // FOUO / Law Enforcement Sensitive




Hypothetical #4




U.S. Citizenship
and Immigration
Services

Fraud Detection and National Security Directorate
You have the Public's trust and respect. Use them wisely.

Unclassified // FOUO / Law Enforcement Sensitive




Hypothetical #5




U.S. Citizenship
and Immigration
Services

Fraud Detection and National Security Directorate
You have the Public's trust and respect. Use them wisely.

Unclassified // FOUO / Law Enforcement Sensitive




Hypothetical




**U.S. Citizenship
and Immigration
Services**

Fraud Detection and National Security Directorate
You have the Public's trust and respect. Use them wisely.

Unclassified // FOUO / Law Enforcement Sensitive




Hypothetical




**U.S. Citizenship
and Immigration
Services**

Fraud Detection and National Security Directorate
You have the Public's trust and respect. Use them wisely.

Unclassified // FOUO / Law Enforcement Sensitive




Hypothetical




**U.S. Citizenship
and Immigration
Services**

Fraud Detection and National Security Directorate
You have the Public's trust and respect. Use them wisely.

Unclassified // FOUO / Law Enforcement Sensitive




Hypothetical




U.S. Citizenship
and Immigration
Services

You have the Public's trust and respect. Use them wisely.

Unclassified // FOUO / Law Enforcement Sensitive



Hypothetical





Services

Unclassified // FOUO / Law Enforcement Sensitive

Confidential - Subject to Protective Order

DEF-00366915





Identifying NS Concerns


KSTs & Watchlisting



U.S. Citizenship
and Immigration
Services

Fraud Detection and National Security Directorate
You have the Public's trust and respect. Use them wisely.

Unclassified // FOUO / Law Enforcement Sensitive




- We've defined what a KST is (someone on the watchlist)
- And we know that it's handled in CARRP
- There's a clear individual involved, there's a clear nexus to an NS concern (terrorism), and there's an easy articulable link
- But there's one piece of information we're missing: what is this watchlist thing and how do we know if someone is on it!?

KST NS Concerns

Known or Suspected Terrorist (KST)


- Has been nominated and accepted for placement in the Terrorist Screening Database (TSDB)
- Remains on the Terrorist Watch List until a nomination for removal has been approved





Known or Suspected Terrorist (KST)

- Has been nominated and accepted for placement in the Terrorist Screening Database (TSDb).
- Remains on the Terrorist Watch List until a nomination for removal has been approved.

 U.S. Citizenship and Immigration Services

Homeland Security and National Security Directorates
You have the Public's trust and respect. Use them wisely.


United States Department of Homeland Security

69


These are the subjects with LE

KST NS Concerns

- TECS Record

- 
- Lists status
 - “Suspected Terrorist”
 - “Known Terrorist”
- Lists contact as NTC 24X7 Lookout Duty Officer
 - Don’t call the National Targeting Center (NTC).
 - Call the Terrorist Screening Center (TSC).






• TECS Record

LE

- Lists status
 - "Suspected Terrorist"
 - "Known Terrorist"
- Lists contact as NTC 24X7 Lookout Duty Officer
 - Don't call the National Targeting Center (NTC).
 - Call the Terrorist Screening Center (TSC).

 U.S. Citizenship and Immigration Services

Homeland Security and National Security Directorates
You have the Public's trust and respect. Use them wisely.

United States Federal Law Enforcement Emblem

70

LE

The data herein is derived from TECS and is loaned to USCIS for official use only. This document or the information contained herein should be directed to the agency from which the document/information originated or Customs and Border Protection - Freedom of Information Act (FOIA) Office. Disclosure provisions have been established by the document, Memorandum of Understanding between Customs and Border Protection (CBP) and U.S. Citizenship and Immigration Services (USCIS) for use of the Treasury Enforcement Communications System (TECS).

Example for Training Purposes Only

LE



U.S. Citizenship
and Immigration
Services

Fraud Detection and National Security Directorate
You have the Public's trust and respect. Use them wisely.

Unclassified // FOUO / Law Enforcement Sensitive

The data herein is derived from TECS and is loaned to USCIS for official use only. This document or the information contained herein should be directed to the agency from which the document/information originated or Customs and Border Protection - Freedom of Information Act (FOIA) Office. Disclosure provisions have been established by the document, Memorandum of Understanding between Customs and Border Protection (CBP) and U.S. Citizenship and Immigration Services (USCIS) for use of the Treasury Enforcement Communications System (TECS).

Example for Training Purposes Only

LE



U.S. Citizenship
and Immigration
Services


Fraud Detection and National Security Directorate
You have the Public's trust and respect. Use them wisely.

Unclassified // FOUO / Law Enforcement Sensitive

The document described herein is issued to you for official use only. This document is the property of the United States Department of Homeland Security and is loaned to you for your official use only. It is not to be distributed outside your agency. If you are not the intended recipient, please notify the sender immediately. This document is not to be used for any other purpose. If you have any questions, please contact the sender.

Example for Training Purposes Only

LE

 U.S. Citizenship and Immigration Services

Fraud Detection and National Security Directorate
You have the Public's trust and respect. Use them wisely.

Unclassified // FOUO // Law Enforcement Sensitive

72

LE

The data herein is derived from TECS and is loaned to USCIS for official use only. This document or the information contained herein should be directed to the agency from which the document/information originated or Customs and Border Protection - Freedom of Information Act (FOIA) Office. Disclosure provisions have been established by the document, Memorandum of Understanding between Customs and Border Protection (CBP) and U.S. Citizenship and Immigration Services (USCIS) for use of the Treasury Enforcement Communications System (TECS).

Example for Training Purposes Only

LE



U.S. Citizenship
and Immigration
Services

Fraud Detection and National Security Directorate
You have the Public's trust and respect. Use them wisely.

Unclassified // FOUO / Law Enforcement Sensitive

Known or Suspected Terrorists

Known or Suspected Terrorists (KSTs):

- Members, suspected members , or individuals connected to a designated Foreign Terrorist Organization (FTO)

LE

LE

LE



U.S. Citizenship
and Immigration
Services



TIDE
Terrorism to the Defense Environment

TSDB




Fraud Detection and National Security Directorate
You have the Public's trust and respect. Use them wisely.


Unclassified // FOUO / Law Enforcement Sensitive


Known or Suspected Terrorists

- Members, suspected members, or individuals connected to a designated Foreign Terrorist Organization (FTO)

LE


 U.S. Citizenship and Immigration Services


TSDDB


 Fraud Detection and National Security Directorate
You have the Public's trust and respect. Use them wisely.

Unclassified // FOUO // Law Enforcement Sensitive

74

- This slide is pretty much the story of where KSTs come from
- Explain watchlist process... LE

LE

Terms of Reference cont'd

LE

LE



U.S. Citizenship
and Immigration
Services

Fraud Detection and National Security Directorate
You have the Public's trust and respect. Use them wisely.

Unclassified // FOUO / Law Enforcement Sensitive

KST NS Concern

- NCIC Record (Hot Files)

• [REDACTED]

• [REDACTED]

- **LE**


- Indicates subject is a possible terrorist organization member or international extremist. (Gang members excluded unless also a NS concern)
- Do NOT alert individual that they are on the watchlist



U.S. Citizenship
and Immigration
Services


Fraud Detection and National Security Directorate
You have the Public's trust and respect. Use them wisely.

Unclassified // FOUO / Law Enforcement Sensitive



- NCIC Record (Hot Files)

- **LE**
- Indicates subject is a possible terrorist organization member or international extremist. (Gang members excluded unless also a NS concern)
- Do NOT alert individual that they are on the watchlist

 U.S. Citizenship and Immigration Services

Fraud Detection and National Security Directorate
You have the Public's trust and respect. Use them wisely.

Unclassified // FOUO // Law Enforcement Sensitive

76

LE

The data herein is derived from TECS and is loaned to USCIS for official use only. This document or the information contained herein should be directed to the agency from which the document/information originated or Customs and Border Protection - Freedom of Information Act (FOIA) Office. Disclosure provisions have been established by the document, Memorandum of Understanding between Customs and Border Protection (CBP) and U.S. Citizenship and Immigration Services (USCIS) for use of the Treasury Enforcement Communications System (TECS).

Example for Training Purposes Only

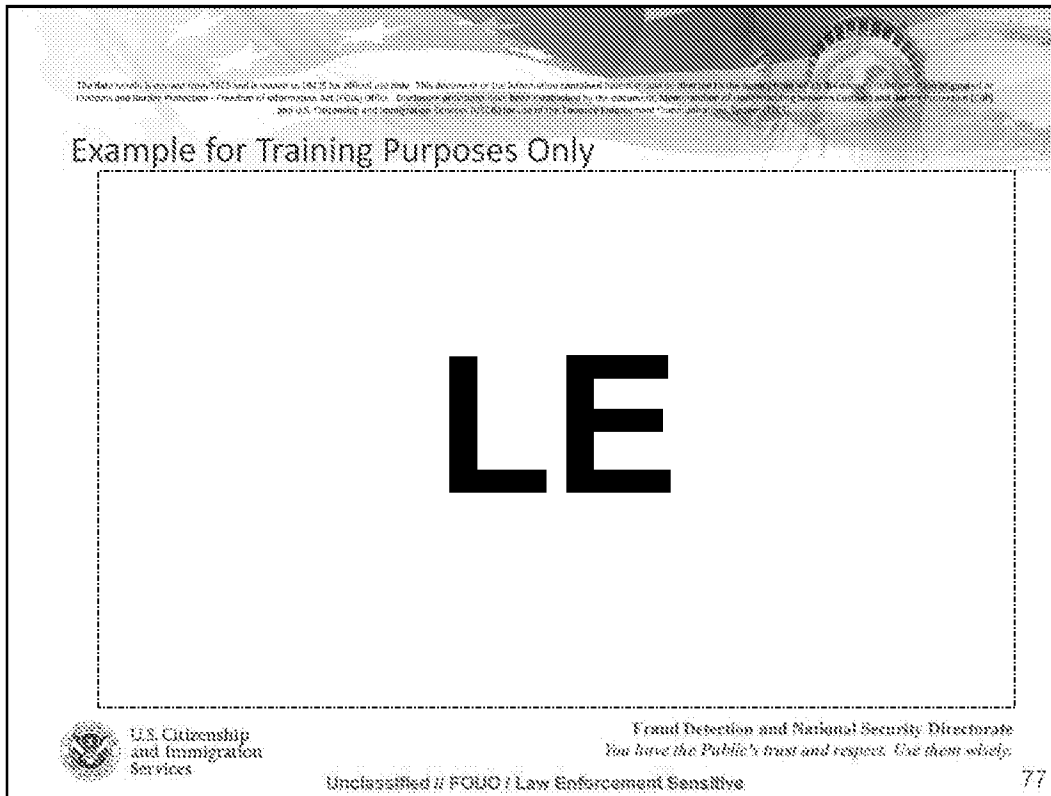
LE



U.S. Citizenship
and Immigration
Services

Fraud Detection and National Security Directorate
You have the Public's trust and respect. Use them wisely.

Unclassified // FOUO / Law Enforcement Sensitive



This is an example of a NCIC hit

The data herein is derived from TECS and is loaned to USCIS for official use only. This document or the information contained herein should be directed to the agency from which the document/information originated or Customs and Border Protection - Freedom of Information Act (FOIA) Office. Disclosure provisions have been established by the document, Memorandum of Understanding between Customs and Border Protection (CBP) and U.S. Citizenship and Immigration Services (USCIS) for use of the Treasury Enforcement Communications System (TECS).

Example for Training Purposes Only

LE



U.S. Citizenship
and Immigration
Services

Fraud Detection and National Security Directorate
You have the Public's trust and respect. Use them wisely.

Unclassified // FOUO / Law Enforcement Sensitive

The data herein is derived from TECS and is loaned to USCIS for official use only. This document or the information contained herein should be directed to the agency from which the document/information originated or Customs and Border Protection - Freedom of Information Act (FOIA) Office. Disclosure provisions have been established by the document, Memorandum of Understanding between Customs and Border Protection (CBP) and U.S. Citizenship and Immigration Services (USCIS) for use of the Treasury Enforcement Communications System (TECS).

Example for Training Purposes Only

LE



U.S. Citizenship
and Immigration
Services

Fraud Detection and National Security Directorate
You have the Public's trust and respect. Use them wisely.

Unclassified // FOUO / Law Enforcement Sensitive

The data herein is derived from TECS and is loaned to USCIS for official use only. This document or the information contained herein should be directed to the agency from which the document/information originated or Customs and Border Protection - Freedom of Information Act (FOIA) Office. Disclosure provisions have been established by the document, Memorandum of Understanding between Customs and Border Protection (CBP) and U.S. Citizenship and Immigration Services (USCIS) for use of the Treasury Enforcement Communications System (TECS).

Example for Training Purposes Only

LE



U.S. Citizenship
and Immigration
Services


Fraud Detection and National Security Directorate
You have the Public's trust and respect. Use them wisely.

Unclassified // FOUO / Law Enforcement Sensitive

The data herein is derived from TECS and is loaned to USCIS for official use only. This document or the information contained hereon is not to be disseminated outside of USCIS or its contractors, agents, or representatives. This document is controlled by the document control system of the Department of Homeland Security and U.S. Citizenship and Immigration Services. Document Control System

Example for Training Purposes Only

LE

 U.S. Citizenship and Immigration Services

Fraud Detection and National Security Directorate
You have the Public's trust and respect. Use them wisely.

Unclassified // FOUO / Law Enforcement Sensitive 80

Note that the NIC/ record starts with LE

Terrorist Screening Center

- TSC personnel
 - Confirm the match
 - If there is a match, information is provided to the Watch Commander within TSC and they forward the information to the Terrorist Screening Operations Unit (TSOU).
 - TSOU reaches out to the case agent and/or originating agency not the TSC.
 - USCIS may or may not receive a call from the TSOU or case agent.
 - If no response is received from case agent please contact your local JTTF not the TSC.
- *Reminder: You cannot Deconflict/Externally Vet with TSC, only confirm match.




U.S. Citizenship
and Immigration
Services

Fraud Detection and National Security Directorate
You have the Public's trust and respect. Use them wisely.


Unclassified // FOUO / Law Enforcement Sensitive

81



Terrorist Screening

- TSC personnel
 - Confirm the match
 - If there is a match, information is provided to the Watch Commander within TSC and they forward the information to the Terrorist Screening Operations Unit (TSOU).
 - TSOU reaches out to the case agent and/or originating agency not the TSC.
- USCIS may or may not receive a call from the TSOU or case agent.
- If no response is received from case agent please contact your local JTTF not the TSC.
- **Reminder:** You cannot Deconflict/Externally Vet with TSC, only confirm match.



U.S. Citizenship
and Immigration
Services

Friend Detection and National Security Directorate
You have the Public's trust and respect. Use them wisely.

~~Unclassified//FOUO//Law Enforcement Sensitive~~

81

This confirmation has NOTHING TO DO WITH the LE
LE

Terrorist Screening Center (TSC)

- What will TSC need to confirm the match?

-
-
-
-

LE



U.S. Citizenship
and Immigration
Services

Fraud Detection and National Security Directorate
You have the Public's trust and respect. Use them wisely.

Unclassified // FOUO / Law Enforcement Sensitive

Identifying NS Concerns

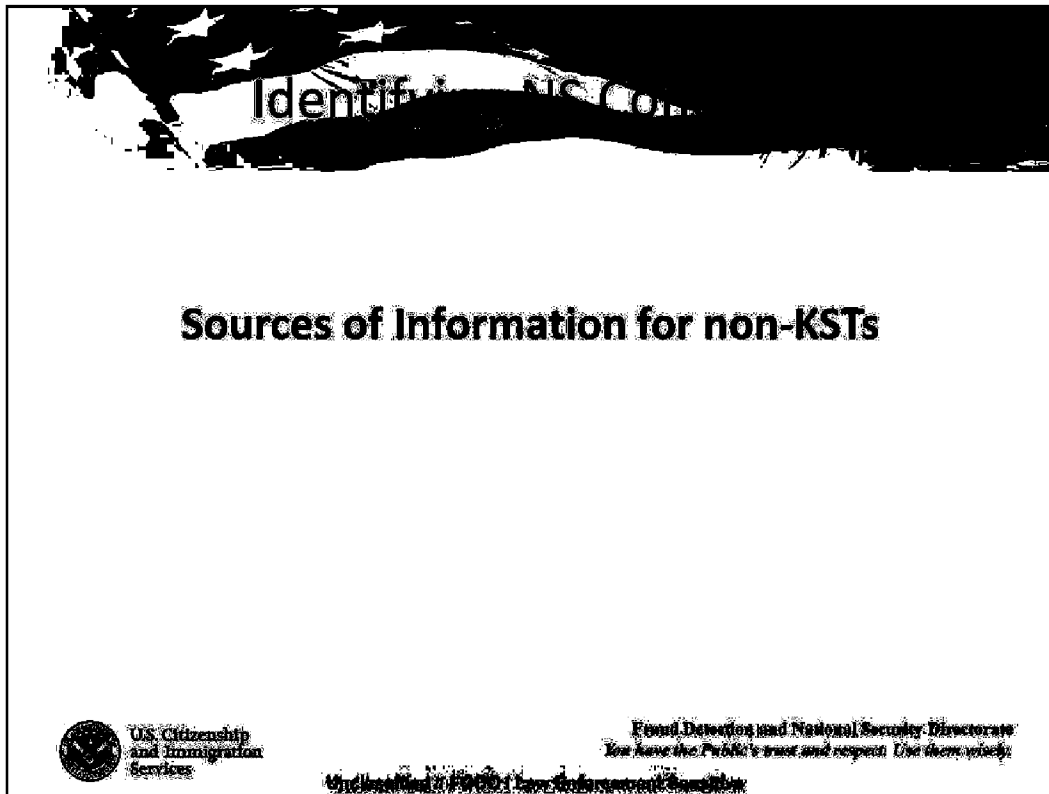
Sources of Information for non-KSTs



U.S. Citizenship
and Immigration
Services

Fraud Detection and National Security Directorate
You have the Public's trust and respect. Use them wisely.

Unclassified // FOUO / Law Enforcement Sensitive



- So we've built our equation, and we've talked about articulating links and what activities have a nexus to an NS concern
- But how do you find out about any of those activities?
- How do you know if there's an NS ground?
- How do you know what your person has been up to?

Non-KST NS Co

LE

All the remaining NS concerns

- Associates of KST(s),
- Unindicted co-conspirators,
- Persons involved with providing material support to terrorists or terrorist organizations,
- Agents of foreign governments



U.S. Citizenship
and Immigration
Services

Fraud Detection and National Security Directorate
You have the Public's trust and respect. Use them wisely.

Unclassified // FOUO / Law Enforcement Sensitive

Non-KST NS Concerns

LE

All the remaining NS concerns:

- Associates of KST(s),
- Unindicted co-conspirators,
- Persons involved with providing material support to terrorists or terrorist organizations,
- Agents of foreign governments

U.S. Citizenship and Immigration Services

Fraud Detection and National Security Directorate
You have the Public's trust and respect. Use them wisely.

Unclassified // ~~FOUO~~ // Law Enforcement Sensitive

84

Non-KSTs are those who have a NS concern, however, have not been nominated to the watchlist.

Identifying Non-KST NS Concerns


~~Identifying Non-KST NS Concerns~~

~~Identifying Non-KST NS Concerns~~

How do you identify Non-KSTs?


- LHM
- Security Checks (TECS/FBI NC/FBI FP/USVISIT/CCD)
- TECS
- Interview (self-reporting)
- File Review





How do you identify?

- LHM
- Security Checks (TECS/FBI NC/FBI FP/USVISIT/CCD)
- TECS
- Interview (self-reporting)
- File Review



U.S. Citizenship and Immigration Services

Fraud Detection and National Security Directorate
You have the Public's trust and respect. Use them wisely.

~~Unclassified // FOUO // Law Enforcement Sensitive~~

85

Describe to students how a Non-KST can be identified through any of the above means. Provide examples of cases that were identified through the above means.


LE

LE

Security Check Results

- FBI Name Check
- FBI Fingerprint Check
- TECS/NCIC
- Consular Lookout Automated Support System (CLASS)
- Department of State Security Advisory Opinion (SAO)
- United States Visitor and Immigrant Status Indicator Technology/Automated Biometric Identification System (US-VISIT/IDENT)





Security of the Homeland

- FBI Name Check
- FBI Fingerprint Check
- TECS/NCIC
- Consular Lookout Automated Support System (CLASS)
- Department of State Security Advisory Opinion (SAO)
- United States Visitor and Immigrant Status Indicator Technology/Automated Biometric Identification System (US-VISIT/IDENT)

U.S. Citizenship and Immigration Services

Border Detection and National Security Directorate
You have the Public's trust and respect. Use them wisely.

Unclassified // FORN // Law Enforcement Sensitive

86

These are some of the main required security checks. Note that CLASS and SAO are mainly used by the Refugee program, and USVISIT by Asylum.

We will now review examples of each kind.

FBI Name Check – NS Indicators

Classification of Investigations:

-
-
-
-
-
-
-
-
-
-

LE



U.S. Citizenship
and Immigration
Services

Fraud Detection and National Security Directorate
You have the Public's trust and respect. Use them wisely.

Unclassified // FOUO / Law Enforcement Sensitive

Non-KST/LHM

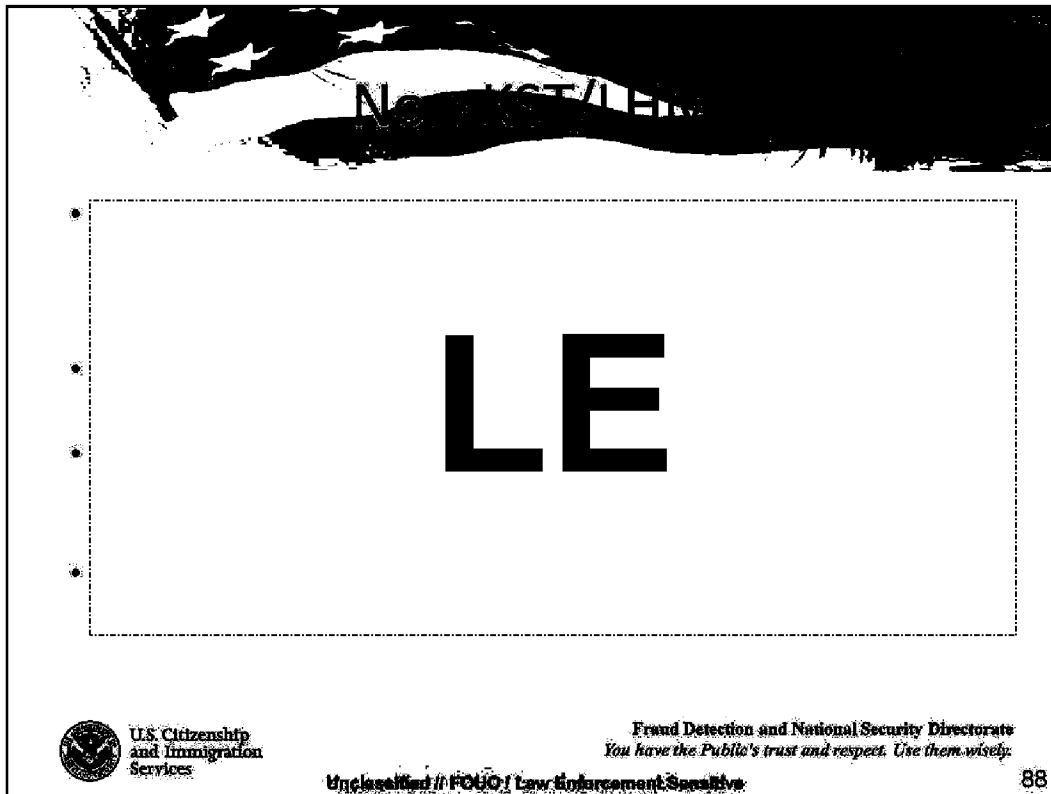
LE



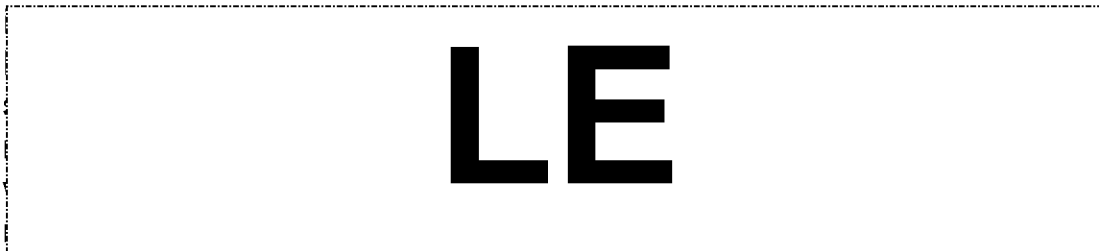
U.S. Citizenship
and Immigration
Services

Fraud Detection and National Security Directorate
You have the Public's trust and respect. Use them wisely.

Unclassified // FOUO / Law Enforcement Sensitive



The information above relates to a real case, and came from an unclassified LHM. This was a detailed five page LHM, however, if the officer had only looked at the first page they may not have realized that this person was as involved in NS issues as he is. LE



Fingerprint Check - NS Indicators

RAP sheet indicates that the subject:

- Has been classified by the Attorney General as a known terrorist
- Was charged in immigration court with a inadmissibility or deportability based on one of the security grounds found in the INA
- Was arrested or detained by the U.S. military overseas (e.g. detainees in Iraq or Guantanamo)



U.S. Citizenship
and Immigration
Services

Fraud Detection and National Security Directorate
You have the Public's trust and respect. Use them wisely.

Unclassified // FOUO / Law Enforcement Sensitive

89

Fingerprint Check NS Indicators

LE

For Training Purposes Only



U.S. Citizenship
and Immigration
Services

Fraud Detection and National Security Directorate
You have the Public's trust and respect. Use them wisely.

Unclassified // FOUO / Law Enforcement Sensitive

TECS NS TH

LE

LE

(see next 2 slides)

LE



U.S. Citizenship
and Immigration
Services

Fraud Detection and National Security Directorate
You have the Public's trust and respect. Use them wisely.

Unclassified // FOUO / Law Enforcement Sensitive

TECS NS Indicators, continued

LE



U.S. Citizenship
and Immigration
Services

Fraud Detection and National Security Directorate
You have the Public's trust and respect. Use them wisely.

Unclassified // FOUO / Law Enforcement Sensitive

TECS NS Indicators, continued

LE



U.S. Citizenship
and Immigration
Services

Front Detection and National Security Directorate
You have the Public's trust and respect. Use them wisely.

Unclassified // FOUO // Law Enforcement Sensitive

92

LE

TECS NS Indicators, continued

LE



U.S. Citizenship
and Immigration
Services

Fraud Detection and National Security Directorate
You have the Public's trust and respect. Use them wisely.

Unclassified // FOUO / Law Enforcement Sensitive

TECS NS Indicators, continued

LE



U.S. Citizenship
and Immigration
Services

*Fraud Detection and National Security Directorate
You have the Public's trust and respect. Use them wisely.*

Unclassified // FOUO // Law Enforcement Sensitive


93

LE


US-VISIT/IDENT

- Used primarily by Asylum Branch
- Used by DOS, CBP, ICE
- Loads biographical and biometric information
 - Two Prints vs Ten Prints
- US-VISIT watchlist
 - Not same as Terrorist Watchlist





- Used primarily by Asylum Branch
- Used by DOS, CBP, ICE
- Loads biographical and biometric information
 - Two Prints vs Ten Prints
- US-VISIT watchlist
 - Not same as Terrorist Watchlist


U.S. Citizenship and Immigration Services

Fraud Detection and National Security Directorate
You have the Public's trust and respect. Use them wisely.

Unclassified // FOUO // Law Enforcement Sensitive

94

US-VISIT provides biometric identification and analysis services to decision makers across federal, state and local governments. US-VISIT supplies the technology for collecting and storing biometric data, provides analysis of the data to decision makers, and ensures the integrity of the data. The personal information collected by US-VISIT is used only for the purposes for which it was collected and as authorized or mandated by law.

Department of State (State)

US-VISIT establishes and verifies the identities of visa applicants at consulates and embassies around the world.

U.S. Customs & Border Protection (CBP)

US-VISIT establishes and verifies the identities of international visitors arriving at air, sea and land border ports of entry. US-VISIT also supports the U.S. Border Patrol's enforcement efforts by verifying the identities of illegal migrants apprehended at our land borders.

U.S. Citizenship & Immigration Services

US-VISIT establishes and verifies the identities of people applying for immigration benefits, including asylum or refugee status.

U.S. Immigration & Customs Enforcement (ICE)

US-VISIT provides ICE with actionable leads on people who have overstayed their visas and assists with the verification of the identities of arrested criminals.

U.S. Coast Guard

US-VISIT verifies the identities of illegal migrants the Coast Guard apprehends at sea in the Florida Straits; in the Mona Passage between Puerto Rico and the Dominican Republic; and other locations.

Department of Justice & State and Local Law Enforcement

US-VISIT is working with the FBI to provide state and local law enforcement with immigration violation information on their criminal arrests so that officers have more complete information about the person they have arrested.

Investigation Support

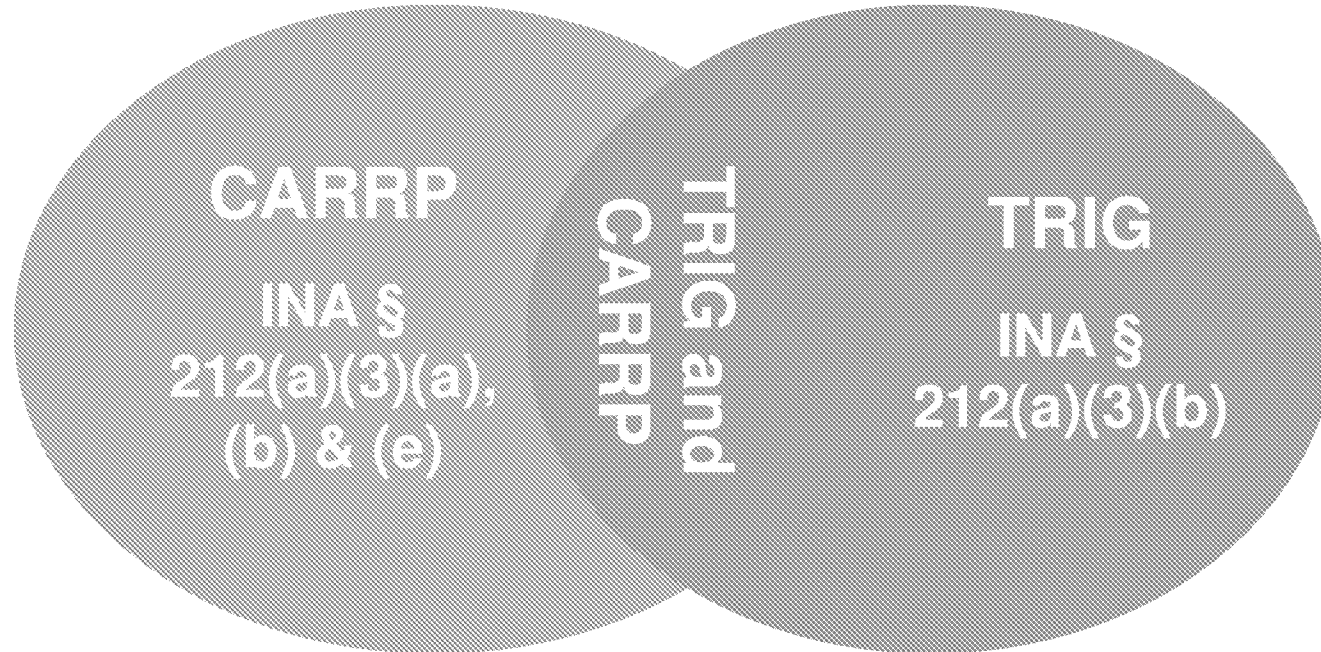
US-VISIT's Biometric Support Center (BSC) helps many federal, state and local agencies with their investigations. Every week, the highly trained forensic analysts, who verify biometrics 24 hours a day, seven days a week, help solve crimes, identify John or Jane Does and support terrorist investigations.

Department of Defense (DOD) & Intelligence Community

US-VISIT helps DOD and the intelligence community identify terrorists and terror suspects by analyzing biometric information they collect from locations where terrorists have been, such as safe houses or training camps.

A Brief Aside about TRIG...

TRIG is an inadmissibility



CARRP is a national security process

Should a case with a TRIG ground but no other areas of NS concern be in CARRP?



U.S. Citizenship and Immigration Services

Fraud Detection and National Security Directorate
You have the Public's trust and respect. Use them wisely.

Unclassified // FOUO / Law Enforcement Sensitive

A Brief Aside about

TRIG is an inadmissibility

CARRP is a national security process

Should a case with a TRIG ground be in the area of NS concern to be CARRP?

U.S. Citizenship and Immigration Services

Fraud Detection and National Security Directorate
You have the Public's trust and respect. Use them wisely.

Unclassified // FOUO / Law Enforcement Sensitive

95


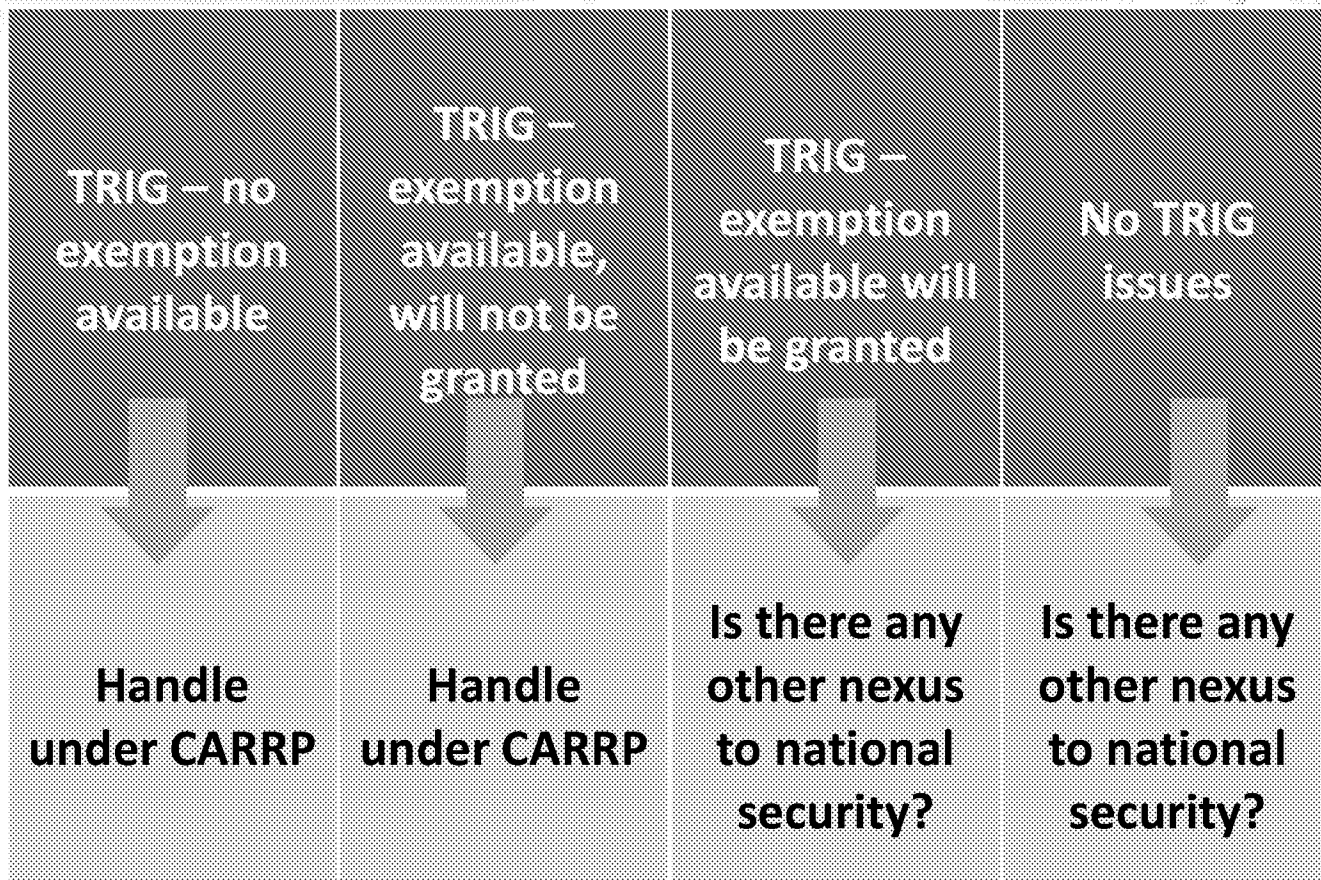
- Having just defined what CARRP is, we will now take a brief diversion into what CARRP is not
- This is an incredibly simple chart with an incredibly important message
- CARRP is not TRIG – there is overlap in the cases (i.e. some things with TRIG concerns may fall in to CARRP) but they are fundamentally different things
- TRIG is an inadmissibility (TRIG stands for terrorist related inadmissibility grounds)– it is a straight up application of the law
- CARRP is a national security program – it is a subjective assessment of threat to national security
- It is possible to have a case in CARRP with no TRIG concerns
- It is possible to have TRIG concerns but not be working a case in CARRP
- It is possible to resolve a CARRP issue but still have TRIG inadmissibilities
- It is possible to get an exemption for TRIG inadmissibly but still work a case in CARRP
- TRIG but not CARRP:

- If you work in a hospital and care for everyone who comes in, and some of them are government soldiers and some of them are fighting against the government
- If you give a ham sandwich to a terrorist
- CARRP but not TRIG:
 - If you steal a bunch of classified information and give it to a foreign country
 - If you export centrifuges to Pakistan
- Both:
 - If you own a condo and you lease one room of it to a guy you know to be **planning a terrorist attack**~~a terrorist~~
 - It's TRIG because you provided material support to a terrorist
 - It's CARRP because you're closely associated with someone who poses a threat to NS
 - Someone who ran arms between the CIA and Mujahidin in Afghanistan in the 80's
 - May be able to resolve the NS concerns
 - May also be able to get a TRIG ~~exception~~ **exemption**
 - But at first blush, it doesn't matter who the person was working on behalf of or supporting – it's both a TRIG inadmissibility and a case that would be handled under CARRP

(mouse click)

- This about the answer to this question as we go through the next slide

A Brief Aside About TRIG...



If an exemption will be granted = NO!
 If there is another NS issue or no exemption = YES!



U.S. Citizenship and Immigration Services


Fraud Detection and National Security Directorate
You have the Public's trust and respect. Use them wisely.

96

Unclassified // FOUO / Law Enforcement Sensitive

A Brief Aside About

TRIG – no exemption available	TRIG – exemption available, will not be granted	TRIG – exemption available will be granted	No TRIG issues
Handle under CARRP	Handle under CARRP	Is there an alternative to CARRP?	Is there an alternative to CARRP?


 U.S. Citizenship and Immigration Services

 Fraud Detection and National Security Directorate
You have the Public's trust and respect. Use them wisely.
 96

Unclassified // FOUO / Law Enforcement Sensitive

- So, this is your quick decision making tree
- Policy tells us that if it's TRIG and there's no exemption, we handle under CARRP
 - This is your guy knowingly renting a condo to a terrorist
 - This may also be a case in which an exemption is not currently available, in which no further NS indicator will be identified through the CARRP process. These cases will move through the CARRP process quickly.
- Policy also tells us that if there's an exemption that won't be granted, we handle under CARRP
 - This could be your Mujahedeen contact
 - Let's say there's a group exemption available for the ~~people~~ **organization** he was associated with, but we're not going to grant him the group ~~the~~ exemption because we think he did some other stuff too
- Now, if you know that the exemption is going to be granted, then there's no requirement to process under CARRP
 - This is your guy who gave a ham sandwich to someone who ended up maybe being a terrorist

- The lawyers tell you its slam dunk on the exemption
- And you, being a good FDNS officer, know that there's no nexus to a national security ground
- And finally, if there's no TRIG issue... that's the subject of the rest of this course!

- This whole discussion also raises the old chicken and egg question: which comes first, CARRP or TRIG?
- The answer, once again, is it depends
- Most of the time, CARRP will come first, because we usually run systems checks before we interview, and TRIG concerns usually arise from applicant testimony... usually
- But that's not hard and fast, because we know that applicant testimony and no exemption means that we're opening a CARRP case

(mouse click)

- So now we can answer the original question – Should a case with a TRIG ground but no other area of NS concern be in CARRP?
- **Though, many TRIG cases for which no exemption is available that have no other area of NS concern will move through the CARRP process quickly.**
- **Note: we know this is complicated, and there is a TRIG POC for your directorate that can help answer any questions that arise.**

Identifying a NS Concern –

Prior to making the final determination of National Security Concern – the officer should consider:

- Does the derogatory information relate to the subject?
- The totality of the circumstances (for Non-KSTs)
- Does the information in the referral meet the NS concern threshold?

**DO NOT CREATE A NEW FDNS-DS NS CONCERN
RECORD AS NON-NS**




U.S. Citizenship
and Immigration
Services

Fraud Detection and National Security Directorate
You have the Public's trust and respect. Use them wisely.

Unclassified // FOUO / Law Enforcement Sensitive

97




Identifying a NS Concern

Prior to making the final determination of National Security Concern – the officer should consider:

- Does the derogatory information relate to the subject?
- The totality of the circumstances (for Non-KSTs)
- Does the information in the referral meet the NS concern threshold?

**DO NOT CREATE A NEW FDNS-DS NS CONCERN
RECORD AS NON-NS**

 U.S. Citizenship and Immigration Services

Fraud Detection and National Security Directorate
You have the Public's trust and respect. Use them wisely.

Unclassified // FOUO / Law Enforcement Sensitive 97

Make sure you confirm the hit, take the totality of the circumstances into consideration and if the case is a Non-NS do not take any further actions, and do not create a FDNS-DS record.

Practical Exercise


- Review A-files received
- Identify the NS concern within your A-file
- List steps you took to identifying and confirming the NS concern
- Share your findings with the class and discuss what the next step would be



U.S. Citizenship
and Immigration
Services


Fraud Detection and National Security Directorate
You have the Public's trust and respect. Use them wisely.

Unclassified // FOUO / Law Enforcement Sensitive



Practical Event

- Review A-files received
- Identify the NS concern within your A-file
- List steps you took to identifying and confirming the NS concern
- Share your findings with the class and discuss what the next step would be



U.S. Citizenship
and Immigration
Services

Fraud Detection and National Security Directorate
You have the Public's trust and respect. Use them wisely.

~~Unclassified // FOUO // Law Enforcement Sensitive~~

98

(75 minutes – 15 minutes to review the 2 A-files, 5 minutes to share with class)

The class will be divided into pairs. The cases will consist of Non-NS, Non-KST, and KST cases, each pair will receive two cases. The pairs will be asked to review each A-file to determine if there is a NS Concern and if so, what type of a concern. Of the identified NS concerns the officers will discuss the next step to confirm the NS Hit.

Before moving to next step the instructor will review the flow of the CARRP process and the move to the next stage:

Non-NS – Regular Adjudication

Non-KST or KST – Supervisor Concurrence - to Stage two

Stage 1: Identifying NS Concerns



- ✓ Recognize form types handled under CARRP.
- ✓ Identity nexus to areas of national security concern.
- ✓ Articulate links between people / organizations on and areas of national security concern.
- ✓ Distinguish between KSTs and non-KSTs.
- ✓ Identify sources of information for KST and non-KST determinations.
- ✓ Differentiate between CARRP cases and TRIG cases.

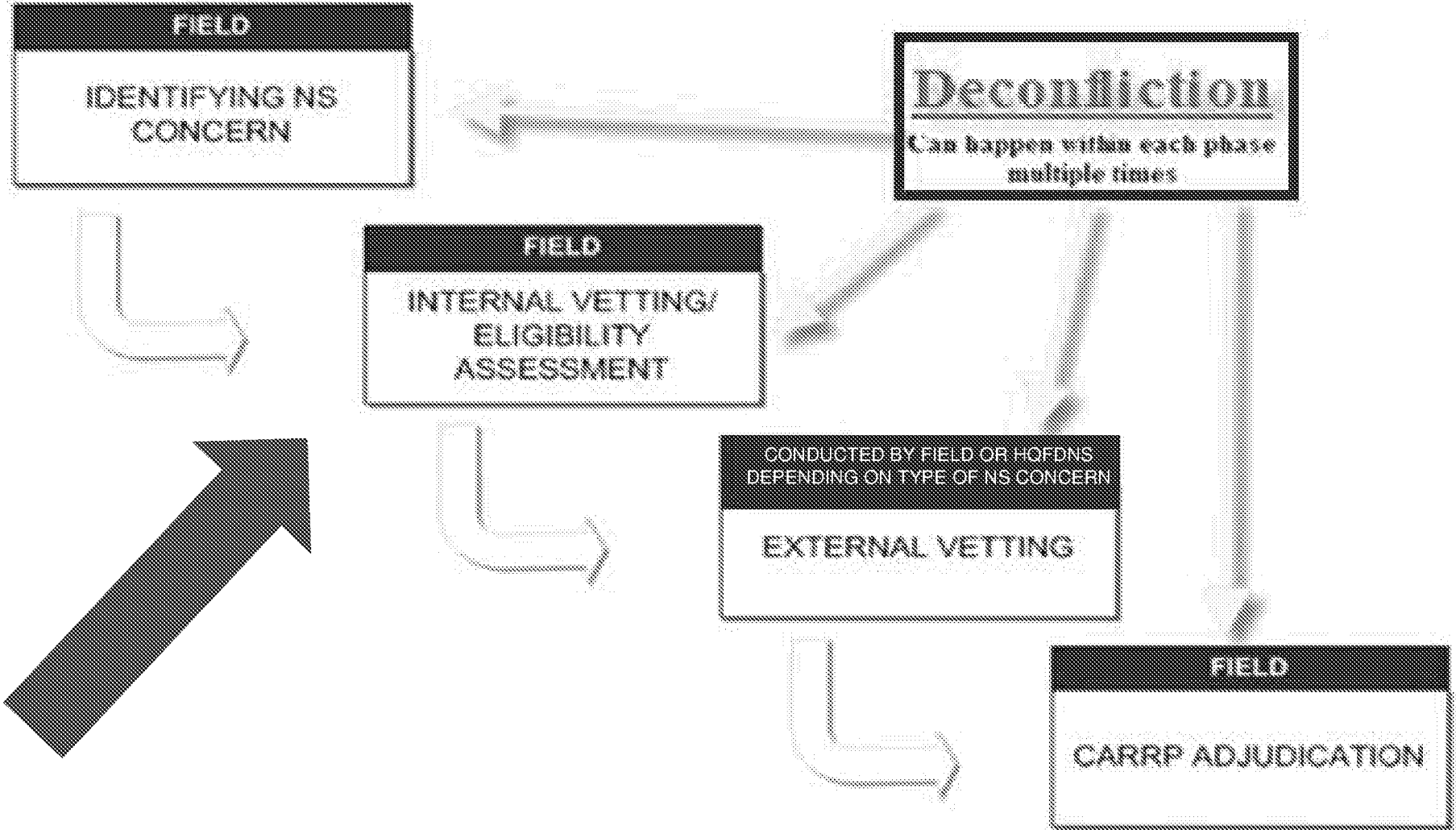


U.S. Citizenship
and Immigration
Services

Fraud Detection and National Security Directorate
You have the Public's trust and respect. Use them wisely.

Unclassified // FOUO / Law Enforcement Sensitive

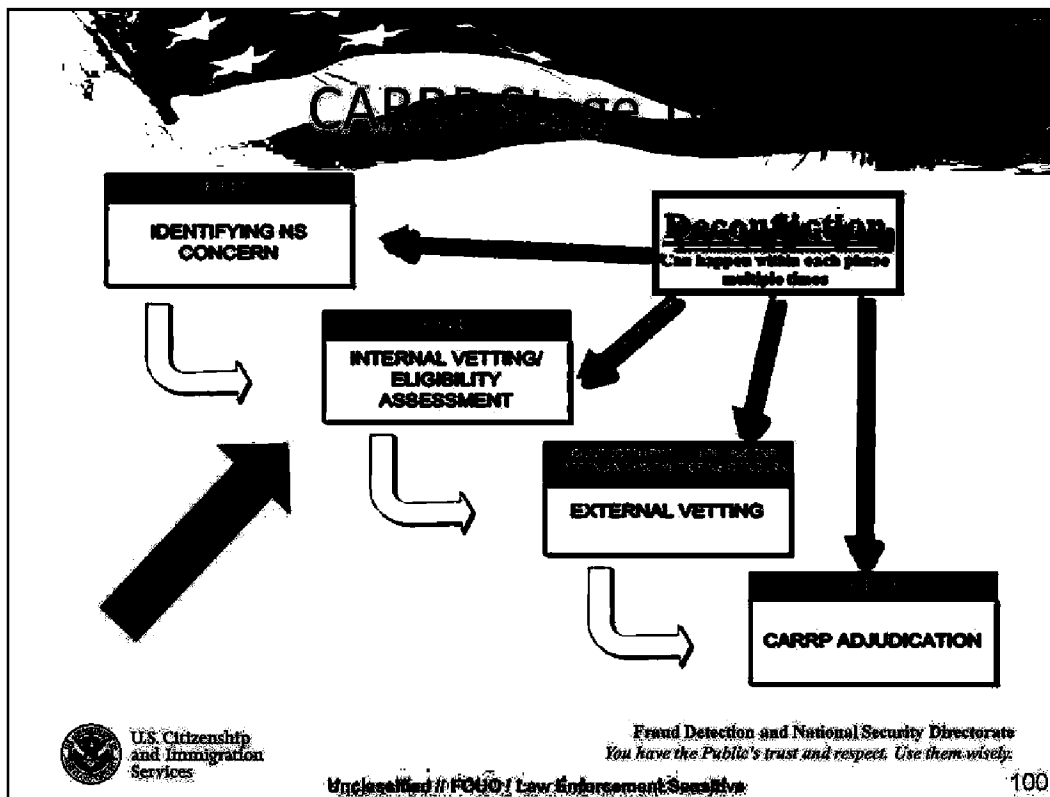
CARRP Stage Two



U.S. Citizenship and Immigration Services

Fraud Detection and National Security Directorate
You have the Public's trust and respect. Use them wisely.

Unclassified // FOUO / Law Enforcement Sensitive



We will now move to stage II of CARRP which is internal vetting and eligibility assessment.

Note that deconfliction can happen at any stage.

Internal Vetting/Eligibility Assessment

- Review the purpose of internal vetting
- Review eligibility assessment
- Identify various tools and techniques used in reviewing CARRP cases

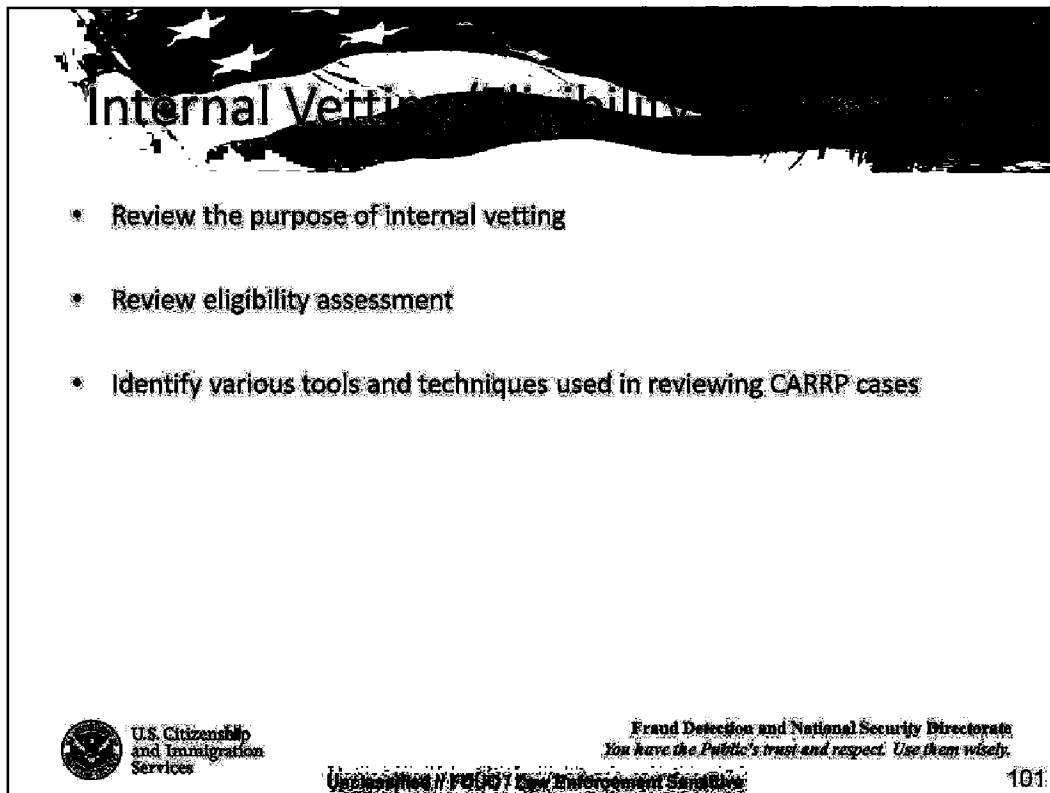


U.S. Citizenship
and Immigration
Services

Fraud Detection and National Security Directorate
You have the Public's trust and respect. Use them wisely.

Unclassified // FOUO / Law Enforcement Sensitive

101



Internal Vetting and Eligibility

- Review the purpose of internal vetting
- Review eligibility assessment
- Identify various tools and techniques used in reviewing CARRP cases

U.S. Citizenship and Immigration Services

Fraud Detection and National Security Directorate
You have the Public's trust and respect. Use them wisely.

101

In this section you will review the eligibility assessment and internal vetting stage of CARRP

There is a great deal of overlap between eligibility and internal vetting

They happen pretty much concurrently or at least in close sequence

It's a close collaboration between the CARRP ISO and the FDNS IO

A lot of the tools you use for one are applicable to the other

CARPD Class 2

Field Officers will:

- Evaluate the result of the vetting and determine any relevance to adjudication, obtain any additional relevant information.

When conducting an eligibility assessment/internal vetting on an N-400:

- Consider all elements for eligibility for naturalization, including, but not limited to, such factors as continuous presence, physical presence, GMC, attachment to the Constitution, and etc.
- Update FDNS-DS.



U.S. Citizenship
and Immigration
Services

Fraud Detection and National Security Directorate
You have the Public's trust and respect. Use them wisely.

Unclassified // FOUO / Law Enforcement Sensitive

102


CARPD Case 211

Field Officers will:

- Evaluate the result of the vetting and determine any relevance to adjudication, obtain any additional relevant information.

When conducting an eligibility assessment/internal vetting on an N-400:

- Consider all elements for eligibility for naturalization, including, but not limited to, such factors as continuous presence, physical presence, GMC, attachment to the Constitution, and etc.
- Update FDNS-DS.



U.S. Citizenship
and Immigration
Services

Fraud Detection and National Security Directorate
You have the Public's trust and respect. Use them wisely.

Unclassified // FOUO // Law Enforcement Sensitive

102

Upon completion of required internal vetting, if the NS concern remains, the officer must evaluate the result of the vetting and determine any relevance to adjudication, obtain any additional relevant information (e.g., via a request for evidence, an interview, and/or an administrative site visit), and determine eligibility for the benefit sought. Adjudication of a case with a NS concern focuses on thoroughly identifying and documenting the facts behind an eligibility determination, and, when appropriate, removal, rescission, termination, or revocation under the Act.


For example, when conducting an eligibility assessment/internal vetting on an N-400 Form, Officers must consider all elements for eligibility for naturalization, including, but not limited to, such factors as continuous presence, physical presence, GMC, attachment to the Constitution, and etc. Officers must document all the eligibility elements they have considered and their findings in FDNS-DS.

Internal Vetting

What is Internal Vetting?

- Conducted in order to: “Obtain any relevant information to support adjudication and, in some cases, to further examine the nature of the NS concern.”
- Consists of DHS, open source, or other systems checks; file review; interviews; and other research






Internal vetting

What is Internal Vetting?

- Conducted in order to: "Obtain any relevant information to support adjudication and, in some cases, to further examine the nature of the NS concern."
- Consists of DHS, open source, or other systems checks; file review; interviews; and other research

 U.S. Citizenship and Immigration Services

Fraud Detection and National Security Directorate
You have the Public's trust and respect. Use them wisely.

Unclassified // FOUO / Law Enforcement Sensitive 103

- We'll start with internal vetting...
- Internal vetting is geared toward developing information to help with the adjudication and eligibility assessment (remember – vetting is not simply running systems checks – it involves evaluating the information and understanding its impact)
- It relies heavily on what is revealed in immigration systems and by internal USCIS resources

Internal Vetting Toolbox

Required Systems Checks:

- FDNS-DS
- NFTS
- CIS 9102/9103/9106
- CLAIMS (3 & 4)
- **LE**
- AR11
- PCQS

Supplemental Systems Checks:

- EARM
- SEVIS
- RAPS
- USVISIT
- ENFORCE/IDENT
- CCD
- BBSS
- CPMS
- SQ94
- SQAD
- SQPQ
- SQVS
- **LE**
- Commercial Databases - CLEAR/Accurint
- ADIS
- SCCLAIMS



U.S. Citizenship
and Immigration
Services

Fraud Detection and National Security Directorate
You have the Public's trust and respect. Use them wisely.

Unclassified // FOUO / Law Enforcement Sensitive


Internal Vetting


Required Systems Checks	Supplemental Systems Checks
<ul style="list-style-type: none">• FDNS-DS• NFTS• CIS 9102/9103/9106• CLAIMS (3 & 4)• <div style="border: 1px dashed black; padding: 5px; display: inline-block; font-size: 2em; font-weight: bold; margin: 5px 0;">LE</div>• AR11• PCQS	<ul style="list-style-type: none">• EARM• SEVIS• RAPS• USVISIT• ENFORCE/IDENT• CCD• BBSS• CPMS• SQ94• SQAD• SQPQ• SQVS• <div style="border: 1px dashed black; padding: 5px; display: inline-block; font-size: 2em; font-weight: bold; margin: 5px 0;">LE</div>• Commercial Databases - CLEAR/Accurint• ADIS• SCCLAIMS

Fraud Detection and National Security Directorate
You have the Public's trust and respect. Use them wisely.

~~Unclassified // FOUO // Law Enforcement Sensitive~~

104





Things to Consider in Internal Vetting

- Biographical Information
- Immigration History
- Education & Employment
- Address History
- Military History
- Membership in Groups
- Travel



U.S. Citizenship
and Immigration
Services

Fraud Detection and National Security Directorate
You have the Public's trust and respect. Use them wisely.

Unclassified // FOUO / Law Enforcement Sensitive

105

Things to Consider in Interviews

- Biographical Information
- Immigration History
- Education & Employment
- Address History
- Military History
- Membership in Groups
- Travel




U.S. Citizenship
and Immigration
Services

Fraud Detection and National Security Directorate
You have the Public's trust and respect. Use them wisely.

Unclassified // FOUO / Law Enforcement Sensitive

105





Subject is of National Security Concern!

- What is his/her background?
- Occupation?
- Source of Income?
- Associates/friends/co-workers?
- Any \$ going overseas?



U.S. Citizenship
and Immigration
Services

Fraud Detection and National Security Directorate
You have the Public's trust and respect. Use them wisely.

Unclassified // FOUO / Law Enforcement Sensitive

106

Create a List of Questions

Examples:

-
-
-
-

LE



U.S. Citizenship
and Immigration
Services

Fraud Detection and National Security Directorate
You have the Public's trust and respect. Use them wisely.

Unclassified // FOUO / Law Enforcement Sensitive

Eligibility Assessment

Purpose

To ensure that valuable time and resources are not unnecessarily expended externally vetting a case with a record owner when the individual is otherwise ineligible for the benefit sought.



U.S. Citizenship
and Immigration
Services

Fraud Detection and National Security Directorate
You have the Public's trust and respect. Use them wisely.

Unclassified // FOUO / Law Enforcement Sensitive

108

Documentation of eligibility assessment

- Immigration Timeline
- A detailed summary/assessment of all the eligibility factors considered for the benefit sought
- Any fraud assessment
- Ineligibility factors affecting the previous underlying benefit



Documentation assessment

- Immigration Timeline
- A detailed summary/assessment of all the eligibility factors considered for the benefit sought
- Any fraud assessment
- Ineligibility factors affecting the previous underlying benefit

U.S. Citizenship and Immigration Services

Fraud Detection and National Security Directorate
You have the Public's trust and respect. Use them wisely.

Unclassified // FOUO // Law Enforcement Sensitive

109

When documenting eligibility assessment, officers are reminded that they have to draft a timeline, a summary of the eligibility factors, any fraud assessments, and any factors affecting the underlying benefit, such as asylum/refugee, or I-485

Eligibility Assessment

- Consider information on ancillary benefits in eligibility assessment
- Deconflict ancillary / non-status granting applications
- Document NS concerns in FDNS-DS

I-90

I-131

I-130

Application to Replace Permanent Resident Card
 Department of Homeland Security
 U.S. Citizenship and Immigration Services

Form I-90
 (08/02) (Rev. 03/10)

Part 1 - Information About You

1. Alien Registration Number (A-Number)

2. Name (Full Name)
 NEVER: Never use last or second initials.

3a. Family Name (Last Name)
 3b. Given Name (First Name)
 3c. Middle Name

4. Has your name legally changed since the issuance of your Permanent Resident Card?
 Yes (Provide in question 5a. - question 5.c.)
 No (Provide in question 5a. - question 5.c.)

5. Have some events or values on your Permanent Resident Card?
 NEVER: Do not use values 1, or legal name change on this application.

6a. Family Name (Last Name)
 6b. Given Name (First Name)
 6c. Middle Name

Mailing Address

7a. No. of Street Name
 7b. Apt. No Yes PO Box

8a. City or Town
 8b. State NE SW Other
 8c. Postal Code
 8d. Zip Code

U.S. Physical Address

9a. Street Number and Name
 9b. Apt. No PO Box

10a. City or Town
 10b. State NE SW Other
 10c. Postal Code
 10d. Zip Code

Application for Travel Document
 Department of Homeland Security
 U.S. Citizenship and Immigration Services

Form I-131
 (08/02) (Rev. 03/10)

Part 1 - Information About You

1. Alien Registration Number (A-Number)

2. Name (Full Name)
 NEVER: Never use last or second initials.

3a. Family Name (Last Name)
 3b. Given Name (First Name)
 3c. Middle Name

4. Has your name legally changed since the issuance of your Permanent Resident Card?
 Yes (Provide in question 5a. - question 5.c.)
 No (Provide in question 5a. - question 5.c.)

5. Have some events or values on your Permanent Resident Card?
 NEVER: Do not use values 1, or legal name change on this application.

6a. Family Name (Last Name)
 6b. Given Name (First Name)
 6c. Middle Name

Mailing Address

7a. No. of Street Name
 7b. Apt. No Yes PO Box

8a. City or Town
 8b. State NE SW Other
 8c. Postal Code
 8d. Zip Code

U.S. Physical Address

9a. Street Number and Name
 9b. Apt. No PO Box

10a. City or Town
 10b. State NE SW Other
 10c. Postal Code
 10d. Zip Code

Application for Permanent Residence
 Department of Homeland Security
 U.S. Citizenship and Immigration Services

Form I-130
 (08/02) (Rev. 03/10)

Part 1 - Information About You

1. Alien Registration Number (A-Number)

2. Name (Full Name)
 NEVER: Never use last or second initials.

3a. Family Name (Last Name)
 3b. Given Name (First Name)
 3c. Middle Name

4. Has your name legally changed since the issuance of your Permanent Resident Card?
 Yes (Provide in question 5a. - question 5.c.)
 No (Provide in question 5a. - question 5.c.)

5. Have some events or values on your Permanent Resident Card?
 NEVER: Do not use values 1, or legal name change on this application.

6a. Family Name (Last Name)
 6b. Given Name (First Name)
 6c. Middle Name

Mailing Address

7a. No. of Street Name
 7b. Apt. No Yes PO Box

8a. City or Town
 8b. State NE SW Other
 8c. Postal Code
 8d. Zip Code

U.S. Physical Address

9a. Street Number and Name
 9b. Apt. No PO Box

10a. City or Town
 10b. State NE SW Other
 10c. Postal Code
 10d. Zip Code



U.S. Citizenship and Immigration Services


Fraud Detection and National Security Directorate
 You have the Public's trust and respect. Use them wisely.

Unclassified // FOUO / Law Enforcement Sensitive


Eligibility Assessment

- Consider information on ancillary benefits in eligibility assessment
- Deconflict ancillary / non-status granting applications
- Document NS concerns in FDNS-DS


I-90




I-131



I-130




U.S. Citizenship and Immigration Services

Fraud Detection and National Security Directorate
You have the Public's trust and respect. Use them wisely.

Unclassified // FOUO // Law Enforcement Sensitive

110

- As part of your eligibility assessment, you're also going to consider any non-primary petitions
- What do we do with I-90's? Ancillary benefits?
- We're not going to deny them, but we did put them in CARRP...
- I-90's are adjudicated without resolving NS or EPS concerns
 - Feb. 6 2009 "Revised Guidance Pertaining to Adjudication of the Form I-90"
 - ([http://\[REDACTED\]](http://[REDACTED]))
 - If you're looking at an I-90 in eligibility, it's pretty easy – are they who they say they are? Are they actually an LPR?
 - The NS may not matter for adjudication, but you still want to document the concern in DS
 - And you also want to think – does the NS concern affect their LPR status? Are they removable? Do we need to refer to ICE?
- I-765's and I-131's when they are filed concurrently with a primary application are adjudicated without regard to NS or EPS concerns
 - May 11, 2007 "Processing of Applications for Ancillary Benefits Involving Aliens Who Pose National Security or Egregious

Public Safety Concerns”

- [http://\[REDACTED\]](http://[REDACTED])
- We’re bound to approve ancillary benefits even if we have NS concerns on the primary application
- But can we make sure the information is consistent across all the applicants?
YES
- Do we want to deconflict with law enforcement? YES
- Make sure to let any LEA’s know that the ancillary benefits are going to approved
- USCIS granting a travel document could be highly relevant to an investigation
- CARRP guidance generally only applies to status granting immigrant and non-immigrant applications and petitions
 - We’ll refer I-129 (for non-change or extension of status), I-129F, I-130, I-140, I-360 (for Religious Workers), I-600, I-800, I-824
 - We’ll refer to CARRP in order to document in DS and deconflict, but these really aren’t going to be worked in CARRP
 - The I-526 used to be on the list of non-status granting (and therefore not referred) petitions
 - But remember our policy story from earlier? The EB5 policy memo in 2012 amended this to allow petitions for alien entrepreneurs and the application for a regional center can now be referred for CARRP
- Per policy and Dom Ops Guidance (“Operational Guidance for Vetting and Adjudicating Cases with National Security Concerns; [http://\[REDACTED\]](http://[REDACTED]))
 - Internal vetting, external vetting, and deconfliction can all take place concurrently with adjudication
 - So – not the linear CARRP process we’re used to where you’re completing one stage before moving to the next one
- Even when we’re not really making a CARRP adjudication, remember in all of these cases:
 - DECONFLICT
 - ELIGIBILITY
 - FDNS-DS

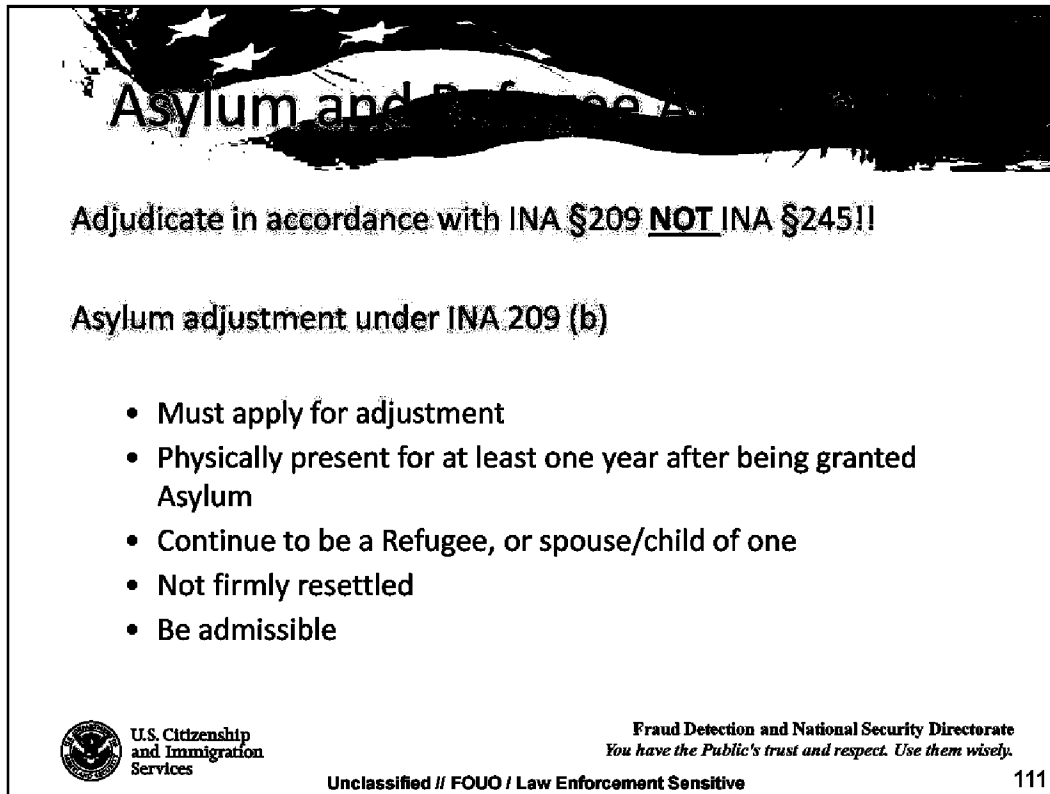
Asylum and Refugee Adjustment

Adjudicate in accordance with INA §209 **NOT** INA §245!!

Asylum adjustment under INA 209 (b)

- Must apply for adjustment
- Physically present for at least one year after being granted Asylum
- Continue to be a Refugee, or spouse/child of one
- Not firmly resettled
- Be admissible






Asylum and Refugee Adjudication

Adjudicate in accordance with INA §209 NOT INA §245!!

Asylum adjustment under INA 209 (b)

- Must apply for adjustment
- Physically present for at least one year after being granted Asylum
- Continue to be a Refugee, or spouse/child of one
- Not firmly resettled
- Be admissible

 U.S. Citizenship and Immigration Services

Fraud Detection and National Security Directorate
You have the Public's trust and respect. Use them wisely.

Unclassified // FOUO / Law Enforcement Sensitive 111

Some questions to ask applicant to find out if they continue to maintain their status would be: Have you returned to your country since grant of Asylum?

Do you have any plans of returning?

Are you afraid of returning?


Do you continue to be politically/religiously (use protected characteristic) active?

Have you traveled outside of the US since your asylum grant? If so, where to? How long did you stay? Do you have any status there?

Refugee Adjustment under INA 209 (a)

- Admitted to the U.S. under §207
 - Admission has not been terminated
 - Physically present for at least one year
 - Not acquired permanent resident status
 - Found to be admissible
-
- Refugee adjustment may **not** be denied based on discretion,
 - may only deny based on certain grounds of inadmissibility.






Refugee Adjustment under

- Admitted to the U.S. under §207
- Admission has not been terminated
- Physically present for at least one year
- Not acquired permanent resident status
- Found to be admissible

- Refugee adjustment may **not** be denied based on discretion,
 - may only deny based on certain grounds of inadmissibility.

 U.S. Citizenship and Immigration Services

Fraud Detection and National Security Directorate
You have the Public's trust and respect. Use them wisely.

Unclassified // FOUO / Law Enforcement Sensitive 112

Note that not all inadmissibility grounds which normally apply to 245 adjustments apply to refugee adjustments, also that there are waivers available for these grounds.

Example of Eligibility Assessment 485 Filed under Section 245

Summary Assessment

- Upon reviewing the file, subject was assessed for ineligibility grounds.

-

LE

-

- Possible unlawful presence issues in violation of 212(a)(9)(B).

ii



U.S. Citizenship
and Immigration
Services


Fraud Detection and National Security Directorate
You have the Public's trust and respect. Use them wisely.


Unclassified // FOUO / Law Enforcement Sensitive

113

Example of Eligibility Assessment
485 Filed under Section 213.

Summary Assessment

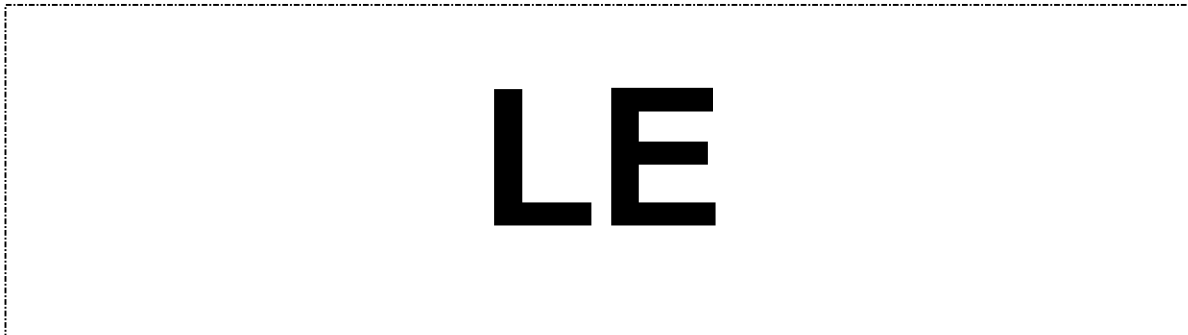
- Upon reviewing the file, subject was assessed for ineligibility grounds.
- 
- Possible unlawful presence issues in violation of 212(a)(9)(B).

 U.S. Citizenship and Immigration Services

Fraud Detection and National Security Directorate
You have the Public's trust and respect. Use them wisely.

Unclassified // FOUO / Law Enforcement Sensitive 113

This is an example of an eligibility assessment summary.



Example of Eligibility for

The following are potential grounds of ineligibility:

-
-
-
-

LE



**U.S. Citizenship
and Immigration
Services**

Fraud Detection and National Security Directorate
You have the Public's trust and respect. Use them wisely.

Unclassified // FOUO / Law Enforcement Sensitive

Example of Eligibility Reason

The following are potential grounds of ineligibility:

- -
 -
 -
- LE**



U.S. Citizenship
and Immigration
Services

Fraud Detection and National Security Directorate
You have the Public's trust and respect. Use them wisely.

Unclassified // FOUO / Law Enforcement Sensitive

114


LE

Immigration Timeline

Timeline

- Chronological sequence of events that enables the viewer to quickly understand temporal relationships
- Should include the following:
 - Applicant's name, alias, DOB, COB, COA, SS#, and A#.
 - Visa history
 - All applications/petitions
 - Employment history
 - Education history
 - All criminal arrests
 - Organization affiliations
 - Military history
 - Security checks






Immigration Timeline

Timeline

- Chronological sequence of events that enables the viewer to quickly understand temporal relationships
- Should include the following:
 - Applicant's name, alias, DOB, COB, COA, SS#, and A#.
 - Visa history
 - All applications/petitions
 - Employment history
 - Education history
 - All criminal arrests
 - Organization affiliations
 - Military history
 - Security checks


 U.S. Citizenship and Immigration Services

Fraud Detection and National Security Directorate
You have the Public's trust and respect. Use them wisely.

Unclassified // FOUO // Law Enforcement Sensitive

115

Timeline

Definition---A timeline is a presentation of a chronological sequence of events along a drawn line that enables a viewer to understand temporal relationships quickly.

An immigration timeline should include the following:

Applicant's name, Alias, DOB, COB, COA, SS#, and A#.

Applicant's immigration visa entry status

If an immigrant visa was issued, when and where

If the applicant adjusted status in the United States,---under what immigrant visa classification, and date the petition/application was approved

All applications/petition filed on behalf of the applicant, including adjudication decision, such as approved, denied, or pending.

Employment history in the United States and overseas

Education history---what college/university attended, when, degree received

All criminal arrests in the United States and overseas

Organization affiliations in the United States or any where in the world

Military history

All Security checks conducted by USCIS ---FP, FBI Name Check,

IBIS/TECS,
Mandamus action filed by the applicant and court date

Example of an Immigration

- Present Forms Pending
- Form I-485 Filed on 04/01/2004, (Receipt Number MSC-XXXXXXXXXX)
- Form I-130 Filed on 04/01/2004, (Receipt Number MSC-XXXXXXXXXX)
- Interviewed: No
- FBI Name Check Results: No Record
- FBI FP Results: Non-Ident
- 11/17/2002 Admission into the United States with new visa
- 09/12/2003 Admitted into the United States as a visitor for pleasure
- 01/25/2004 Married Jane Doe, a USC
- 04/25/2004 Form I-765 submitted and approved (expires 04/24/2005)
- 05/10/2005 Form I-765 submitted and approved (expires 05/09/2006)
- 06/08/2008 Form I-131 filed (Advanced Parole)
- 06/08/2008 Form I-765 submitted and approved (expires 06/07/2009)
- 09/25/2008 Advance Parole Approved



Interviewing

Preparation:

- Pick a date and time when you can dedicate yourself to the case
- Be ready to explore answers and prepare for resistance
- Prepare follow-up questions
- Ensure interview can be recorded (video/audio)



U.S. Citizenship
and Immigration
Services

Fraud Detection and National Security Directorate
You have the Public's trust and respect. Use them wisely.


Unclassified // FOUO / Law Enforcement Sensitive


117

Interview

Preparation:

- Pick a date and time when you can dedicate yourself to the case
- Be ready to explore answers and prepare for resistance
- Prepare follow-up questions
- Ensure interview can be recorded (video/audio)



 U.S. Citizenship and Immigration Services

Fraud Detection and National Security Directorate
You have the Public's trust and respect. Use them wisely.

~~Unclassified // FOUO // Law Enforcement Sensitive~~ 117

At some point in Stage 2, you or the ISO could be interviewing the applicant

Note on videotaping: Familiarize yourself with the camcorder prior to the interview.

Do trial runs.

Capture entire body, not just face shots!

Speak loudly and keep other noise level to a minimum.


Label the DVDs, keep track of the time.

Interviewing

During the interview:

- Ask follow up questions
- Clarify unclear statements and inconsistencies
- Do not let the applicant or his/her attorney take over the interview
- Listen and maintain eye contact
- Make an additional list of questions






Interview

During the interview:

- Ask follow up questions
- Clarify unclear statements and inconsistencies
- Do not let the applicant or his/her attorney take over the interview
- Listen and maintain eye contact
- Make an additional list of questions

 U.S. Citizenship and Immigration Services


Fraud Detection and National Security Directorate
You have the Public's trust and respect. Use them wisely.

Unclassified // FOUO // Law Enforcement Sensitive 118

Do not stick to a list of questions, ask a follow up question whenever applicable. If something is unclear, ask them to clarify it. If subject mentions he owns a business, ask what type, ask about employees, are they all legal? If the attorney takes over the interview, stop him, remind him of his role, tell him this is an administrative interview. If you need to take a break and review your notes prior to ending the interview do so. Sometimes you may find that you need to go back and clarify things or ask further questions. Kindly ask the applicant to go back to the waiting room while you review all documents to make sure you didn't miss anything.

Dig for Information!

- Applicant may not be forthcoming
- Elicit testimony
- Ask open-ended questions



U.S. Citizenship
and Immigration
Services



Fraud Detection and National Security Directorate
You have the Public's trust and respect. Use them wisely.


Unclassified // FOUO / Law Enforcement Sensitive

119

Dig for Information

- Applicant may not be forthcoming
- Elicit testimony
- Ask open-ended questions



 U.S. Citizenship and Immigration Services

Fraud Detection and National Security Directorate
You have the Public's trust and respect. Use them wisely.

~~Unclassified // FOIA Law Enforcement Sensitive~~ 119

Sometimes applicant's don't know what they are to share with you, it's your job to try to elicit information. If you ask a questions that only has a yes or no answer, that's all you will get. But if you ask an open ended question you may get a lot of more information from the subject than anticipated.

Interviewing

After the interview:

- Review the file, notes, documents
- Any unanswered questions
- Any additional questions to ask
- Deconflict - Does Law Enforcement want to add anything?
- Follow up RFE



Interview

Review interview along with other information:

- Is applicant's testimony consistent with his/her application/petition?
- Is it backed up by documentary evidence?
- Was applicant provided with an opportunity to clarify any inconsistencies?
- Was his or her testimony detailed?
- Was he or she confronted on all outstanding issues?
- Did you ask applicant the same question several times during the interview to double check his or her answer?



U.S. Citizenship
and Immigration
Services

Fraud Detection and National Security Directorate
You have the Public's trust and respect. Use them wisely.


Unclassified // FOUO / Law Enforcement Sensitive

121

Interview

Review interview along with other information:

- Is applicant's testimony consistent with his/her application/petition?
- Is it backed up by documentary evidence?
- Was applicant provided with an opportunity to clarify any inconsistencies?
- Was his or her testimony detailed?
- Was he or she confronted on all outstanding issues?
- Did you ask applicant the same question several times during the interview to double check his or her answer?

 U.S. Citizenship and Immigration Services

Fraud Detection and National Security Directorate
You have the Public's trust and respect. Use them wisely.

Unclassified // FOUO / Law Enforcement Sensitive 121

If you are having trouble finding any ineligibility grounds, make a checklist.

Case Summary - Tips


- Full name/aliases
- Addresses
- Marriage history
- Travel
- Applications/Petitions filed
- Derogatory information
[no classified info]
- Section for questions
 - As you review, write down questions for interview
- Section for RFE
 - As you review, write down information or documents needed



Case Summary

- Full name/aliases
- Addresses
- Marriage history
- Travel
- Applications/Petitions filed
- Derogatory information
[no classified info]

- Section for questions
 - As you review, write down questions for interview
- Section for RFE
 - As you review, write down information or documents needed

 U.S. Citizenship and Immigration Services

Fraud Detection and National Security Directorate
You have the Public's trust and respect. Use them wisely.

Unclassified // FOUO // Law Enforcement Sensitive

122

When drafting a case summary, make sure you note everything you can find in your summary, and also as you are drafting the summary you may want to consider items you want to ask during an interview or documents you may need subject to provide per a RFE.

Pre-decision

- Carefully examine all materials affiliated with the file.
- Search available data sources and all USCIS databases available.
- Know where you are going.

Link questions to eligibility or credibility.




U.S. Citizenship
and Immigration
Services


Fraud Detection and National Security Directorate
You have the Public's trust and respect. Use them wisely.


Unclassified // FOUO / Law Enforcement Sensitive

123



- Carefully examine all materials affiliated with the file.
- Search available data sources and all USCIS databases available.
- Know where you are going.
Link questions to eligibility or credibility.



 U.S. Citizenship and Immigration Services

Fraud Detection and National Security Directorate
You have the Public's trust and respect. Use them wisely.

~~Unclassified // FOUO // Law Enforcement Sensitive~~ 123

Review everything you have in front of you. You may find something in the A-file or documents that you previously missed. Run the applicant's name in google, yahoo, or any other search engine you can think of. Review the questions and answers, was applicant credible? Can you use any of that information to deny the application? Do you need further information regarding a specific issue? Take all these things into consideration prior to making a final decision.

D. Conflicts

- Can occur at any CARRP stage.
- Coordination between USCIS and another governmental agency owner of NS information.
- To ensure that planned adjudicative activities do not compromise or impede an ongoing investigation or other record owner interest.
- Ensures that record owner is aware that the individual has a benefit pending with USCIS.
- Handle requests by law enforcement official for abeyance or expedited processing.




U.S. Citizenship
and Immigration
Services


Fraud Detection and National Security Directorate
You have the Public's trust and respect. Use them wisely.

Unclassified // FOUO / Law Enforcement Sensitive

124



- Can occur at any CARRP stage.
- Coordination between USCIS and another governmental agency owner of NS information.
- To ensure that planned adjudicative activities do not compromise or impede an ongoing investigation or other record owner interest.
- Ensures that record owner is aware that the individual has a benefit pending with USCIS.
- Handle requests by law enforcement official for abeyance or expedited processing.



U.S. Citizenship and Immigration Services

Fraud Detection and National Security Directorate
You have the Public's trust and respect. Use them wisely.

Unclassified // FOUO / Law Enforcement Sensitive

124

Educate the LEA on your role and how you can help them so they are more likely to help you

Access to and information available in A-file

Ability to interview

Request for Evidence (RFE), Notice of Intent to Deny/Terminate (NOID/NOIT)

Provide LEA(s) opportunity to participate when the case is adjudicated

To ensure that planned adjudicative activities do not compromise or impede an ongoing investigation or other record owner interest.

- Interview
- Request for Evidence
- Site visit
- Decision to grant or deny a benefit

Preparing for RFE, Interview or Site Visit

Also provides record owner with opportunity to submit questions

Must be material to benefit sought

Following receipt of additional information/evidence

Also provides record owner with the opportunity to consider additional information that may inform further action or investigation of the case

Preparing for Decision

Also provides record owner with the opportunity to comment on decision

Request by Law Enforcement Agency for Abeyance or Expedited Processing during Deconfliction -

Designated officers in receipt of LEA requests to grant, deny or place in abeyance the issuance of immigration benefits must refer the request to the USCIS chain of command.

Request must be in writing, in accordance with the Operational Guidance.

Designated officer must prepare a written recommendation to Field Director requesting to place the case in abeyance or for expedited processing.

On a case-by-case basis, the Field Director will determine whether the request comports with the requirements for abeyance (8 CFR 103.2(b)(18)) or warrants expedited processing.

Case will be held in abeyance for **180 days** or until the investigation is completed, whichever is sooner.

If closed and there is **still** a nexus to NS – Document file and FDNS-DS and proceed with External Vetting

(advising the LEA/record owner that USCIS will continue the process to adjudicate the application)

If closed and **no other NS Concerns**- A-file and FDNS-DS is updated and case is returned for routine adjudication.


If still OPEN – Request a current formal abeyance and re-submit to the District Director for review.

*The withholding of adjudication period **may be** extended further.*

Deconfliction Conversation


- Introduce yourself and your agency.
- Provide the record owner with the case number, TECS ID number, or any other identifying information you have regarding their case.
- Find out whether case is still open.
- Indicate what applications or petitions subject has pending with USCIS.
- Indicate what possible action you are going to take with the case.
- Ask whether action will impede their investigation.





Deconfliction Conference

- Introduce yourself and your agency.
- Provide the record owner with the case number, TECS ID number, or any other identifying information you have regarding their case.
- Find out whether case is still open.
- Indicate what applications or petitions subject has pending with USCIS.
- Indicate what possible action you are going to take with the case.
- Ask whether action will impede their investigation.

 U.S. Citizenship and Immigration Services

Food Detection and National Security Directorate
You have the Public's trust and respect. Use them wisely.

Underserved in 2020? Law Enforcement Sampling


125

This whole deconfliction this a foot stomp moment!

Practical Exercise


1. Work with the previous A-files received
2. Review the documents within the A-file, which would consist of Internal Vetting
3. Enter data in FDNS-DS
4. Draft an eligibility assessment based on the information you found
5. Present your findings to the class





Practical Exercise

1. Work with the previous A-files received
2. Review the documents within the A-file, which would consist of Internal Vetting
3. Enter data in FDNS-DS
4. Draft an eligibility assessment based on the information you found
5. Present your findings to the class



U.S. Citizenship
and Immigration
Services

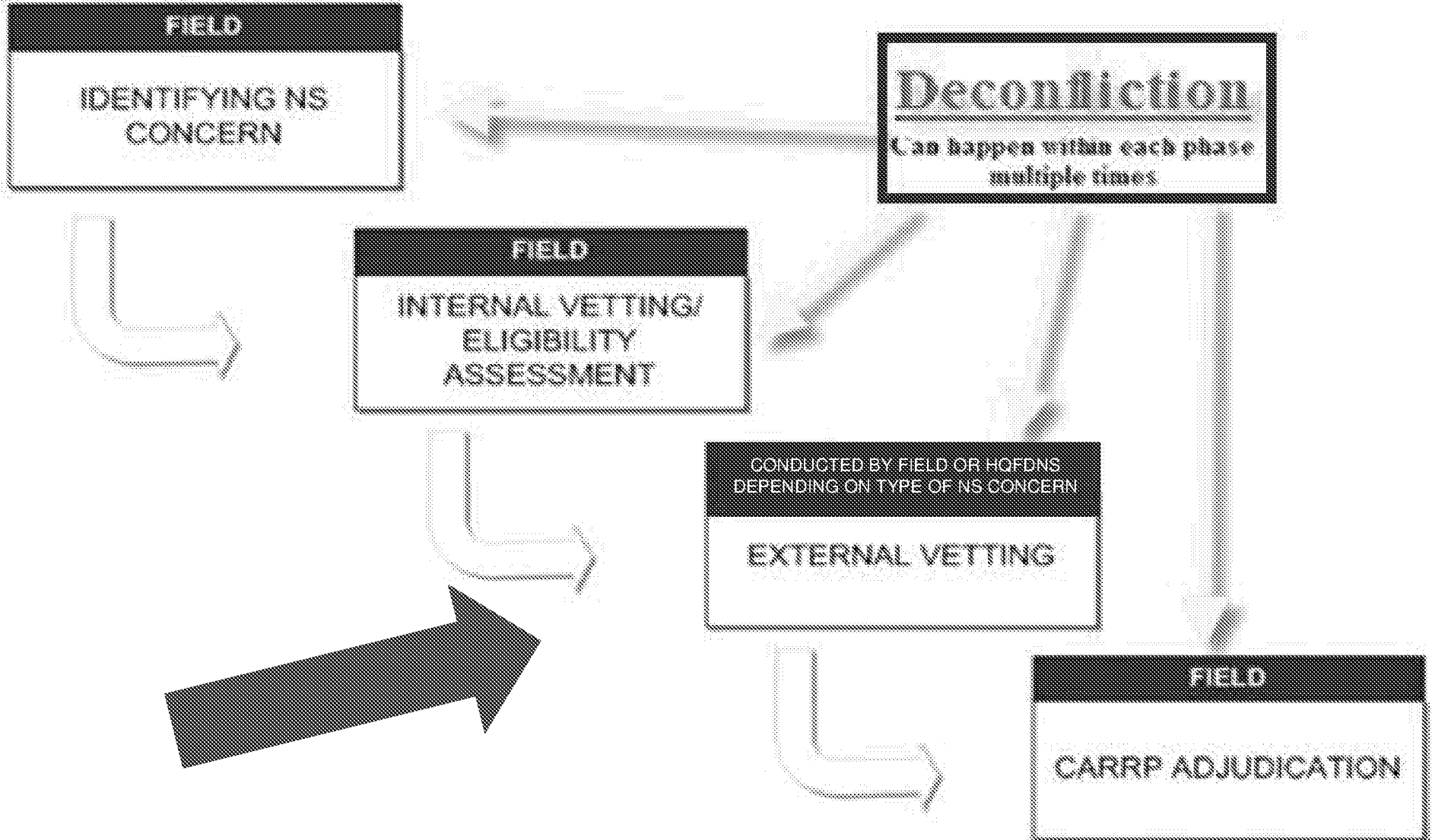
Fraud Detection and National Security Directorate
You have the Public's trust and respect. Use them wisely.

~~Unclassified // FOUO // Law Enforcement Sensitive~~

126

Practical Exercise includes dividing the class into groups of two and issuing each group a sample A-file. The students will conduct internal vetting, by reviewing systems checks, open source information on the internet, and entering data in FDNS-DS, using the system record created on day one. They will then conduct an eligibility assessment based on the internal vetting information found. Each group will present, to the class, a case summary, a timeline, a list the internal vetting conducted and their eligibility assessment. (2 hours- 1 hour to conduct internal vetting and eligibility assessment, and 10 minutes to share with class)

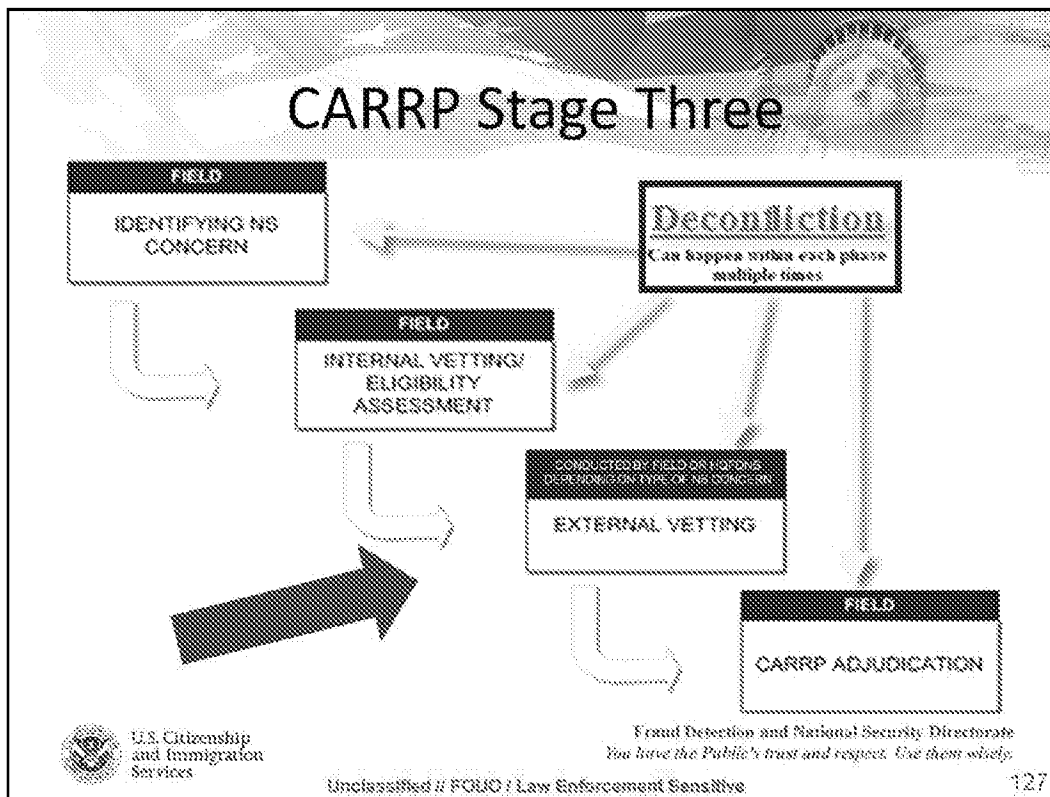
CARRP Stage Three



U.S. Citizenship and Immigration Services

Fraud Detection and National Security Directorate
You have the Public's trust and respect. Use them wisely.

Unclassified // FOUO / Law Enforcement Sensitive



The third stage of CARRP is external vetting.

External Vetting

- Review the purpose of external vetting
- Review the roles and responsibilities of external vetting of KSTs and non-KSTs.




U.S. Citizenship
and Immigration
Services


Fraud Detection and National Security Directorate
You have the Public's trust and respect. Use them wisely.

Unclassified // FOUO / Law Enforcement Sensitive

128



- Review the purpose of external vetting
- Review the roles and responsibilities of external vetting of KSTs and non-KSTs.

 **DHS Citizenship and Immigration Services**

Homeland Security and National Security: How to have the Public's trust and respect. Do it the right way.

What is the role of the External Vetting Committee?

128

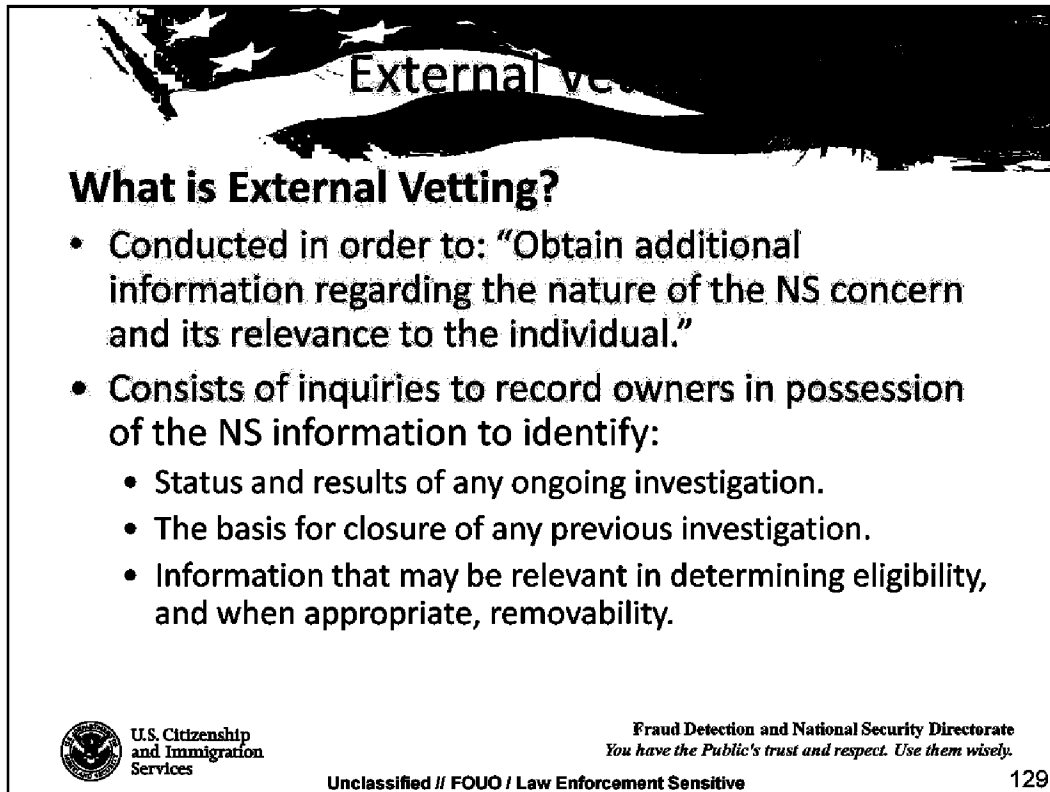
This is the third stage of CARRP, external vetting.

External vetting

What is External Vetting?

- Conducted in order to: “Obtain additional information regarding the nature of the NS concern and its relevance to the individual.”
- Consists of inquiries to record owners in possession of the NS information to identify:
 - Status and results of any ongoing investigation.
 - The basis for closure of any previous investigation.
 - Information that may be relevant in determining eligibility, and when appropriate, removability.






External Vetting

What is External Vetting?

- Conducted in order to: “Obtain additional information regarding the nature of the NS concern and its relevance to the individual.”
- Consists of inquiries to record owners in possession of the NS information to identify:
 - Status and results of any ongoing investigation.
 - The basis for closure of any previous investigation.
 - Information that may be relevant in determining eligibility, and when appropriate, removability.

 U.S. Citizenship and Immigration Services

Fraud Detection and National Security Directorate
You have the Public's trust and respect. Use them wisely.

Unclassified // FOUO / Law Enforcement Sensitive 129


- External Vetting is CARRP Stage 3
- You can see the difference between external and internal vetting in the very first bullet on the slide
- External vetting is less focused on adjudication and more focused on the national security issues
- It involves going beyond USCIS resources and reaching out to record holders, talking to case agents, asking WHY an individual is the subject of an investigation
- Clearly, there is overlap between internal and external vetting – you can develop NS information during internal, and you can develop adjudication or eligibility information during external
- But when you ask yourself why those are two distinct steps in the CARRP process, think of what the goal is, what you're trying to develop, and the tools you're using to do it – that's the difference

External Vetting

Consists of inquiries to record owners in possession of the NS information to identify:

- (a) fact or fact patterns necessary to determine the nature and relevance of the NS concern, including status and results of any ongoing investigation and the basis for closure of any previous investigation; and
- (b) information that may be relevant in determining eligibility, and when appropriate, removability.






External

Consists of inquiries to record owners in possession of the NS information to identify:

- (a) fact or fact patterns necessary to determine the nature and relevance of the NS concern, including status and results of any ongoing investigation and the basis for closure of any previous investigation; and
- (b) information that may be relevant in determining eligibility, and when appropriate, removability.

 U.S. Citizenship and Immigration Services

Fraud Detection and National Security Directorate
You have the Public's trust and respect. Use them wisely.

Unclassified // FOUO / Law Enforcement Sensitive 130

External vetting consists of contacting record owners of outside agencies to obtain further information.

KST with a move

- A KST NS record can be added or removed during any stage of the CARRP process.
- If the NS record is removed, confirm the removal by conducting a query in TECS, You may wish to reach out to your local ICE/JTTF to determine if there are any other NS concerns. The individual may become a:
 - Non-NS Concern- No NS indicators
 - Non-KST – NS concerns unresolved.
- Determine whether the record owner is aware of any additional information indicating a NS concern or of any other information relevant to the adjudication.
- N400s – TECS **must be** checked on the day of the oath ceremony and the results printed and documented in the A-file.




U.S. Citizenship
and Immigration
Services


Fraud Detection and National Security Directorate
You have the Public's trust and respect. Use them wisely.

Unclassified // FOUO / Law Enforcement Sensitive

131



- A KST NS record can be added or removed during any stage of the CARRP process.
- If the NS record is removed, confirm the removal by conducting a query in TECS. You may wish to reach out to your local ICE/JTTF to determine if there are any other NS concerns. The individual may become a:
 - Non-NS Concern- No NS indicators
 - Non-KST – NS concerns unresolved.
- Determine whether the record owner is aware of any additional information indicating a NS concern or of any other information relevant to the adjudication.
- N400s – TECS **must be** checked on the day of the oath ceremony and the results printed and documented in the A-file.



U.S. Citizenship
and Immigration
Services

Fraud Detection and National Security Directorate
You have the Public's trust and respect. Use them wisely.

Unclassified // FOUO / Law Enforcement Sensitive

131

If the individual agent who posted the hits is not known, contact with the KST LEA/record owner is not required; however, the officer must determine whether there are any other Non-KST NS Concerns on the subject before proceeding with the case.

To document the previously identified KST NS concern, update FDNS-DS to indicate that an NS concern was identified but no longer exists and include any follow up actions that were taken.

KST NS concern has been removed but STILL has NS Concerns case will be processed in compliance with the CARRP Policy as a Non-KST NS concern.

No other NS concerns, the case will be considered Non-NS/Non-CARRP case and adjudicated routinely after proper documentation in FDNS-DS and placement of the BCAA in the A-file.


LE

*** Supervisors must confirm that the file is properly documented with a current print out of TECS/IBIS and NCIC and that all appropriate fields are updated in FDNS-DS, before concurrence with the decision that the case is no longer a KST NS concern.


External Vetting

- External vetting is completed by designated officers in the Field
 - Primarily FDNS IOs and BCUs in asylum/field offices and service centers
 - HQ International Ops for overseas offices





- External vetting is completed by designated officers in the Field
 - Primarily FDNS IOs and BCUs in asylum/field offices and service centers
 - HQ International Ops for overseas offices

 U.S. Citizenship and Immigration Services

Fixed Detection and National Security Directorate
You have the Public's trust and respect. Use them wisely.

United States Department of Homeland Security

132

The field may conduct external vetting on Non-KSTs. This is the role of the FDNS IO unless otherwise stated in local office policy.

Joint Terrorism Task Force

- Established in the 1980s
- FBI is the lead agency
- Serve three main purposes:
 - Prevent terrorist attacks;
 - Respond to and investigate terrorist incidents or terrorist-related activity; and
 - Identify and investigate domestic and foreign terrorist groups and individuals targeting or operating within the United States.



U.S. Citizenship
and Immigration
Services

Fraud Detection and National Security Directorate
You have the Public's trust and respect. Use them wisely.

Unclassified // FOUO / Law Enforcement Sensitive

133

Joint Terrorism Task Force (JTTF)

- Federal, state, local agencies may be members
- Over 100 JTTFs throughout the U.S.
- The National JTTF (N-JTTF) located at FBI headquarters, includes representatives from a number of other agencies
- USCIS liaises through ICE representative on JTTF



JTTF Full-Time Members

- Air Force Office of Special Investigations (AFOSI)
- Bureau of Alcohol, Tobacco, and Firearms (ATF)
- Central Intelligence Agency (CIA)
- Customs and Border Protection (CBP)
- Defense Criminal Investigative Service
- Department of Interior's Bureau of Land Management
- Diplomatic Security Service (DSS) (within DOS)
- Federal Protective Service (FPS) (within ICE)
- Immigration and Customs Enforcement (ICE)
- Internal Revenue Service (IRS)
- Naval Criminal Investigative Service (NCIS)
- Postal Inspection Service
- Treasury Inspector General for Tax Administration
- U.S. Border Patrol (within CBP)
- U.S. Park Police
- U.S. Army
- U.S. Marshall Service (USMS)
- U.S. Secret Service (USSS)



U.S. Citizenship
and Immigration
Services

Fraud Detection and National Security Directorate
You have the Public's trust and respect. Use them wisely.

Unclassified // FOUO / Law Enforcement Sensitive

135

External vs Contact Record Owner

- Contact with a case agent or record owner affords an opportunity to share information that may assist each party to complete their mission.
- May provide LEA with information of which they might not be aware
- A secure telephone conversation with a case agent may yield far more information than over an open line. Be prepared to offer to discuss the case over a secure line and to take classified notes.
- Be fully prepared prior to making the call.




U.S. Citizenship
and Immigration
Services

Fraud Detection and National Security Directorate
You have the Public's trust and respect. Use them wisely.


Unclassified // FOUO / Law Enforcement Sensitive

136



External vs. Internal
Contact Record Owner

- Contact with a case agent or record owner affords an opportunity to share information that may assist each party to complete their mission.
- May provide LEA with information of which they might not be aware
- A secure telephone conversation with a case agent may yield far more information than over an open line. Be prepared to offer to discuss the case over a secure line and to take classified notes.
- Be fully prepared prior to making the call.

 U.S. Citizenship and Immigration Services

Fraud Detection and National Security Directorate
You have the Public's trust and respect. Use them wisely.

~~Unclassified // FOUO / Law Enforcement Sensitive~~ 136

Preparation for Outreach

Be familiar with the immigration status, pending applications, and the NS Concern

Have readily available any ORI, TECS ID, or case record numbers

Develop Lines of Inquiry – Identify areas to explore with record owner prior to initiating discussions

Be Prepared to Share Information, to the extent possible

Considerations include Privacy Act, VAWA, legalization, asylum, etc.

Speak in layperson's terminology (no immigration jargon)

Educate about USCIS's role

Be polite, respectful, and understanding

Be Prepared to Elevate the Discussion – When necessary

External Visitation

Request any and all information about:

- Aliases;
- Family relationships;
- Residence within or outside the U.S.;
- Membership or involvement with organizations;
- Military training; and
- Foreign travel.
- Criminal activity:
 - For which he/she was arrested or detained;
 - For which he/she has been charged;
 - For which he/she will be charged; and
 - For which he/she will not be charged (i.e., not relevant to the current criminal investigation)
- **Document the Conversation**




U.S. Citizenship
and Immigration
Services

Fraud Detection and National Security Directorate
You have the Public's trust and respect. Use them wisely.

Unclassified // FOUO / Law Enforcement Sensitive


137



External Vetting

Request any and all information about:

- Aliases;
- Family relationships;
- Residence within or outside the U.S.;
- Membership or involvement with organizations;
- Military training; and
- Foreign travel.
- Criminal activity:
 - For which he/she was arrested or detained;
 - For which he/she has been charged;
 - For which he/she will be charged; and
 - For which he/she will not be charged (i.e., not relevant to the current criminal investigation)
- **Document the Conversation**

 U.S. Citizenship and Immigration Services

Fraud Detection and National Security Directorate
You have the Public's trust and respect. Use them wisely.

Unclassified//FOUO//Law Enforcement Sensitive

137

When conducting external vetting you are not limited to questions regarding the investigation, you may also find out what biographical information the record owner may have on your subject.

External Vetting: Other

ASK

- Is your investigation open or closed?
- What is the nature of your investigation?
- Are there any national security concerns?
- Do you have any information we can use, that may assist us in adjudicating this case?
- If the investigation has been closed, why was it closed?
 - Was it because the subject moved to a new jurisdiction?
 - Was that jurisdiction notified regarding interest in subject?
 - Was it because the agent retired/left the job?
 - Was it because subject was cleared, and there were no national security concerns found?



U.S. Citizenship
and Immigration
Services

Fraud Detection and National Security Directorate
You have the Public's trust and respect. Use them wisely.

Unclassified // FOUO / Law Enforcement Sensitive

138

No Record Owner?

- External Vetting is **NOT** required if there is no identified record owner.
- If the applicant is denied a benefit based on the Non-KST NS Concern identified through interactions with the subject or by other means, the officer **must** enter a record into TECS for future reference by law enforcement.



Practical Exercise

Group A:

- You will be conducting external vetting.
- You will receive a script and instructions.
- One person will act as the FDNS-IO and the other as a Law Enforcement Agent.


Group B:

- You will be conducting deconfliction.
- You will receive a script and instructions.
- Your script will list a specific stage of CARRP.
- One person will act as the FDNS-IO and the other as a Law Enforcement Agent.



Practical Exercise

<p>Group A:</p> <ul style="list-style-type: none"> • You will be conducting external vetting. • You will receive a script and instructions. • One person will act as the FDNS-IO and the other as a Law Enforcement Agent. 	<p>Group B:</p> <ul style="list-style-type: none"> • You will be conducting deconfliction. • You will receive a script and instructions. • Your script will list a specific stage of CARRP. • One person will act as the FDNS-IO and the other as a Law Enforcement Agent.
--	---



U.S. Citizenship
and Immigration
Services

Fraud Detection and National Security Directorate
You have the Public's trust and respect. Use them wisely.

Unclassified // FOUO / Law Enforcement Sensitive

140

Each group will get 10 minutes to prepare. Two pairs from each group will be asked to demonstrate for the class (5 minutes per pair). The Practical Exercise will divide the class in half; one group will demonstrate Deconfliction conversations and the other group external vetting conversation. Once the groups are defined the officers will be paired; one person will be the Law Enforcement Agency (LEA) and the other a FDNS-IO. The FDNS-IO will be provided the case documents indicating whether the subject is a KST or Non-KST, and potential upcoming CARRP action. The LEA role players will provide various responses. The groups will document their conversation and share the outcomes with the class. (70 minutes- 10 minutes for the students to review their script and prepare, and 5 minutes to share with the class.)

Requests for Assistance to HQFDNS

- HQFDNS National Security Division organization
- HQFDNS responsibilities per CARRP policy and guidance
- Steps taken by National Security Division during Request for Assistance (RFA) process




U.S. Citizenship
and Immigration
Services

Fraud Detection and National Security Directorate
You have the Public's trust and respect. Use them wisely.


Unclassified // FOUO / Law Enforcement Sensitive

141



Requests for Assistance

- HQFDNS National Security Division organization
- HQFDNS responsibilities per CARRP policy and guidance
- Steps taken by National Security Division during Request for Assistance (RFA) process

 U.S. Citizenship and Immigration Services

Border Detection and National Security Directorate
You have the Public's trust and respect. Use them wisely.

United States Customs and Border Protection Law Enforcement Seal

141

This section will discuss the RFA process, the role of HQFDNS and steps they take when providing assistance to the field.

HQFDNS

Established to enhance the integrity of the legal immigration system by identifying threats to national security and public safety, detecting and combating benefit fraud and removing systematic and other vulnerabilities.

- FDNS Headquarters is composed of six separate divisions:
 - National Security (NSD),
 - Intelligence (ID),
 - Fraud (FD),
 - Public Safety (PSD),
 - Mission Support (MSD), and
 - Program Management Office (PMO)




Requests for Assistance to HQFDNS

National Security Division (NSD):

- One of six divisions in HQFDNS
- Provides support to USCIS officers in the field during the vetting of cases with NS Concerns
- Works closely with law enforcement agencies and the Intelligence Community to facilitate the exchange of information with the field






Requests for Assistance

National Security Division (NSD):

- One of six divisions in HQFDNS
- Provides support to USCIS officers in the field during the vetting of cases with NS Concerns
- Works closely with law enforcement agencies and the Intelligence Community to facilitate the exchange of information with the field.

 U.S. Citizenship and Immigration Services

Fraud Detection and National Security Directorate
You have the Public's trust and respect. Use them wisely.

Unauthorized Release of Information
143

The National Security **Division Branch** is comprised of 4 units:

Operations Support

Provides subject matter expertise and vetting assistance

Program and Analysis Oversight

Conducts QA Reviews and prepares reports and analyses

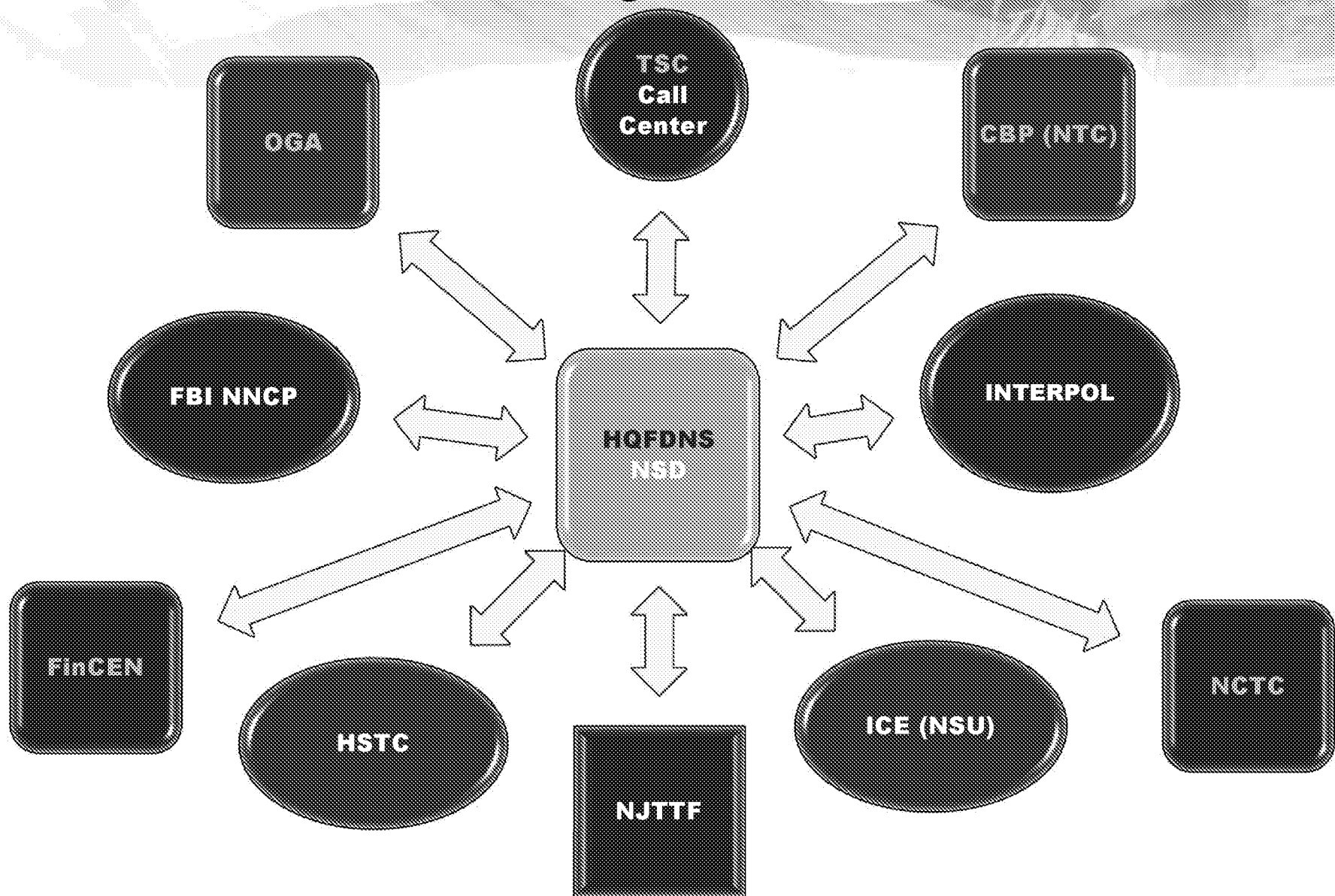
Policy and Program Development

Works with other components to develop and maintain national security policies

Other Government Agency Liaison

Works in partnership with law enforcement and intelligence agencies

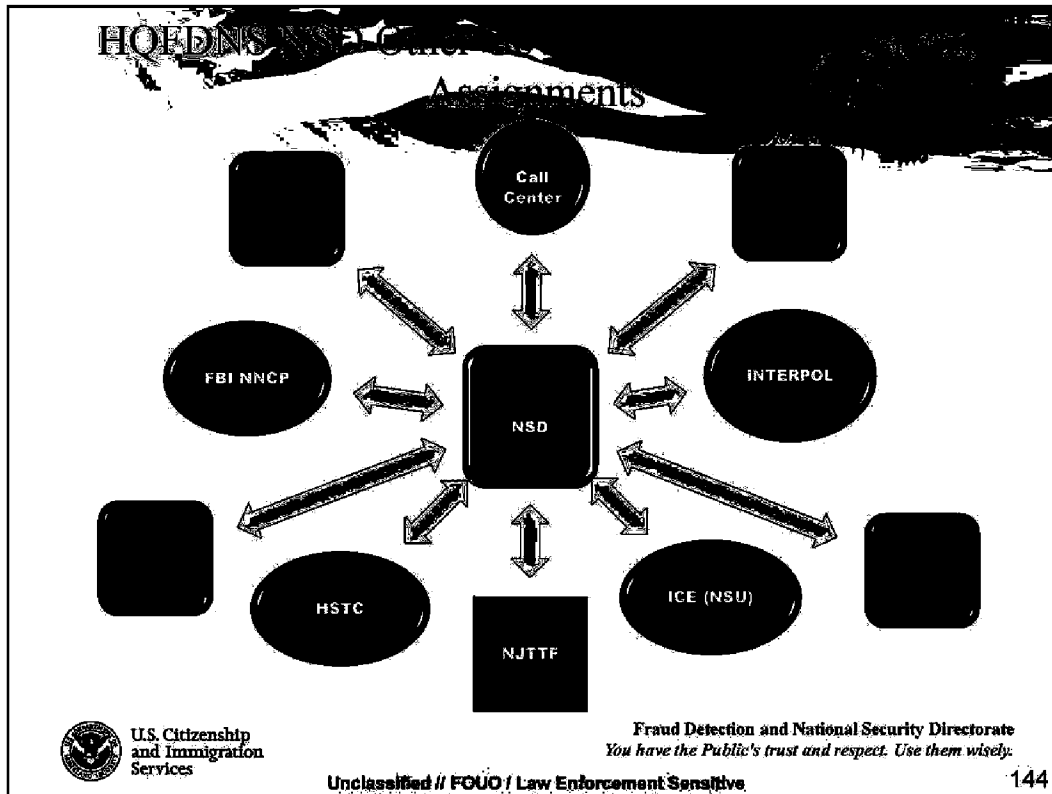
HQFDNS NSD Other Government Agency Liaison Assignments



U.S. Citizenship and Immigration Services

Fraud Detection and National Security Directorate
You have the Public's trust and respect. Use them wisely.

Unclassified // FOUO / Law Enforcement Sensitive



OGA – “Other Govt. Agency” (CIA)

TSC – Terrorist Screening Center

CBP (NTC) – Customs and Border Protection – National Targeting Center

FBI NNCP – FBI National Name Check Program

INTERPOL – International Criminal Police Organization (ICPO)

FinCEN – U.S. Treasury, Financial Crimes Enforcement Network

HSTC – Human Smuggling and Trafficking Center (ICE)

NJTTF – National Joint Terrorism Task Force (FBI)

ICE NSU – Immigration and Customs Enforcement National Security Unit

NCTC – National Counterterrorism Center (Office of the Director of National Intelligence, ODNI)

CARRP Policy Memorandum

- ✓ Authorizes the Field to conduct external vetting of KST cases, and
- ✓ HQ no longer provides Adjudicative Assistance
- ✓ HQ remains available to assist the field in the following circumstances:
 - To identify the NS record owner of the KST nominating entity;
 - HQFDNS will identify a POC. The field must then contact the POC for external vetting and de-confliction.
 - If HQFDNS is unable to identify a POC, HQFDNS will conduct external vetting and de-confliction.
- ✓ To seek assistance in contacting or resolving issues with the record holder; and



LE



U.S. Citizenship
and Immigration
Services

Fraud Detection and National Security Directorate
You have the Public's trust and respect. Use them wisely.

Unclassified // FOUO / Law Enforcement Sensitive

Requests for Assistance

Under CARRP – NSD will

- Conduct limited high-side checks
- Pursue declassification and/or use of classified information
- Conduct outreach to Intel Community
- Provide policy guidance, technical assistance, and other operational support



U.S. Citizenship
and Immigration
Services

Fraud Detection and National Security Directorate
You have the Public's trust and respect. Use them wisely.

Unclassified // FOUO / Law Enforcement Sensitive

146

Requests for Assistance

Under CARRP – NSD will

- Conduct limited high-side checks
- Pursue declassification and/or use of classified information
- Conduct outreach to Intel Community
- Provide policy guidance, technical assistance, and other operational support



U.S. Citizenship
and Immigration
Services

Fraud Detection and National Security Directorate
You have the Public's trust and respect. Use them wisely.

Unclassified // FOUO / Law Enforcement Sensitive

146

LE

Please note that declassification and permission to use classified information is a lengthy and complicated process and will only be done as a last resort.

Actions to be completed before seeking HQFDNS assistance

KST NS Concerns


- Confirm that no grounds of ineligibility have been identified.
- The Field must provide a summary of all the ineligibility factors
- The sending office must confirm that the subject remains on the Terrorist Watch List.



Actions to be completed by the field office seeking HQFDNS assistance:

KST NS Concerns

- Confirm that no grounds of ineligibility have been identified.
- The Field must provide a summary of all the ineligibility factors
- The sending office must confirm that the subject remains on the Terrorist Watch List.

 U.S. Citizenship and Immigration Services

Fraud Detection and National Security Directorate
You have the Public's trust and respect. Use them wisely.

Unclassified // ~~FOUO~~ Law Enforcement Sensitive

147

KST NS Concerns

Prior to requesting external vetting assistance for a KST NS concern from HQFDNS, the local senior-level official must review the case to confirm that no grounds of ineligibility have been identified. The Field must provide more than just a sentence declaring that there are no ineligibility grounds. The Field must provide a summary of all the ineligibility factors (including possibility of fraud) considered given a specific form type. Additionally, prior to forwarding the case to HQFDNS, the sending office must confirm that the subject remains on the Terrorist Watch List.

Actions to be completed before seeking HQFDNS assistance

Non-KST NS Concerns:


- case may be adjudicated with supervisory approval and concurrence from the senior-level official.
- the senior-level official may request external vetting assistance from HQFDNS. See July 26, 2011 Memo.
- FDNS-DS.



Actions to be completed for cases seeking HQFDNS assistance:

Non-KST NS Concerns:

- case may be adjudicated with supervisory approval and concurrence from the senior-level official.
- the senior-level official may request external vetting assistance from HQFDNS. See July 26, 2011 Memo.
- FDNS-DS.

 U.S. Citizenship and Immigration Services

Fraud Detection and National Security Directorate
You have the Public's trust and respect. Use them wisely.

~~Unclassified // FOUO // Law Enforcement Sensitive~~ 148

Non-KST NS Concerns:

If the senior-level official confirms that the application/petition with the non-KST NS concern is approvable, the case may be adjudicated with supervisory approval and concurrence from the senior-level official. Otherwise, the senior-level official may request external vetting assistance from HQFDNS. Prior to forwarding the case to HQFDNS, the sending office must document all adjudicative actions taken in FDNS-DS.

Example of a U.S. Citizen

LE

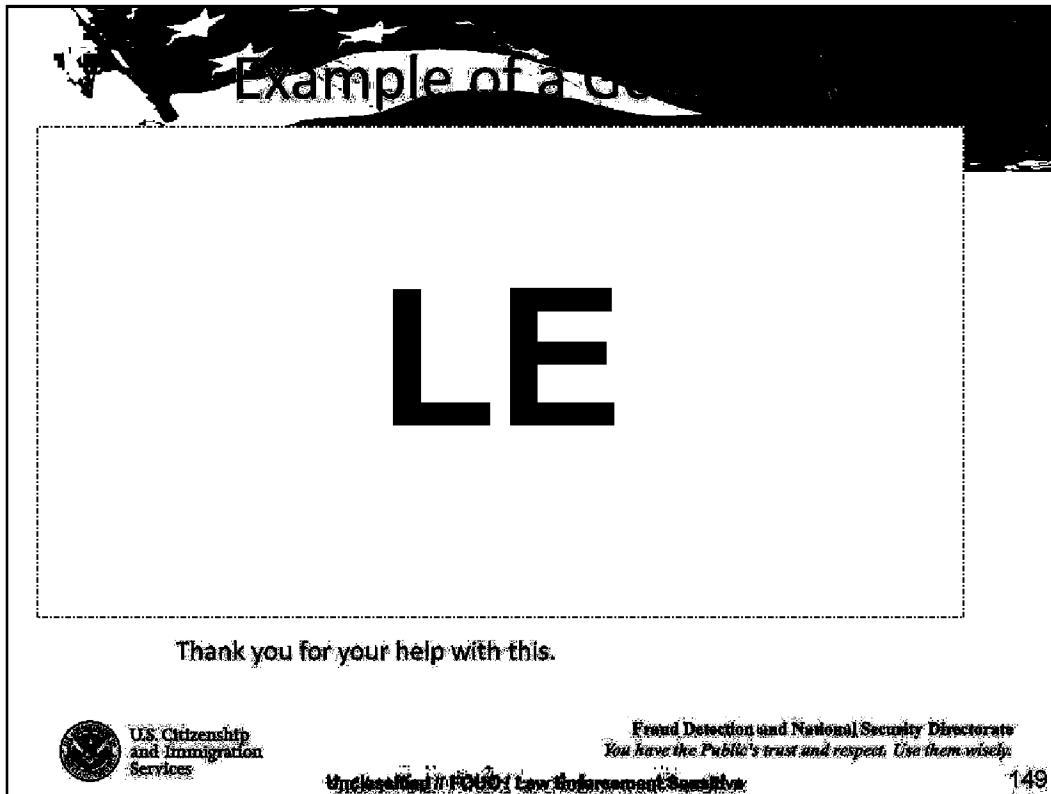
Thank you for your help with this.



**U.S. Citizenship
and Immigration
Services**

Fraud Detection and National Security Directorate
You have the Public's trust and respect. Use them wisely.

Unclassified // FOUO / Law Enforcement Sensitive



Note that name and dob have been changed to protect the identity of this subject.

This RFA clearly indicates what the field is looking for, and the reason for it. It also has enough identifying information for HQFDNS to determine if any information they find is a match.

Example of a U.S. Citizen

LE

Thank you for your help with this.

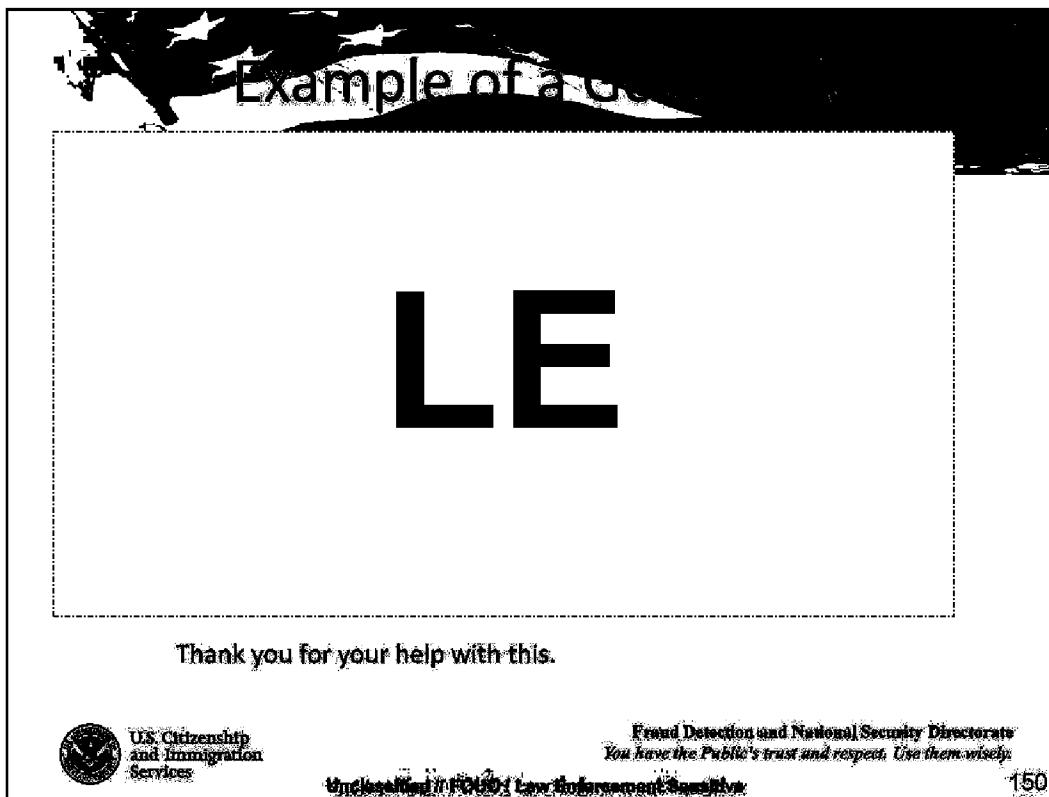


**U.S. Citizenship
and Immigration
Services**

Fraud Detection and National Security Directorate
You have the Public's trust and respect. Use them wisely.

Unclassified // FOUO / Law Enforcement Sensitive

150




Note that name and dob have been changed to protect the identity of this subject.

This RFA clearly indicates what the field is looking for, and the reason for it. It also has enough identifying information for HQFDNS to determine if any information they find is a match.

Example of a [REDACTED]

Synopsis:

LE



U.S. Citizenship
and Immigration
Services

Fraud Detection and National Security Directorate
You have the Public's trust and respect. Use them wisely.

Unclassified // FOUO // Law Enforcement Sensitive

151

CARRP

LE

LE

What's wrong with

- Good morning,

-

LE

-
-
-
-
-



U.S. Citizenship
and Immigration
Services

Fraud Detection and National Security Directorate
You have the Public's trust and respect. Use them wisely.


Unclassified // FOUO / Law Enforcement Sensitive

What's Wrong with

- Good morning,

LE

-
-
-
-
-

 U.S. Citizenship and Immigration Services

Fraud Detection and National Security Directorate
You have the Public's trust and respect. Use them wisely.

Unclassified // FOUO / Law Enforcement Sensitive 152

This is an example of a bad RFA
that the

LE

LE

Example of Bar

Synopsis:

-
-
-
-
-
-
-

LE



**U.S. Citizenship
and Immigration
Services**

Fraud Detection and National Security Directorate
You have the Public's trust and respect. Use them wisely.


Unclassified // FOUO / Law Enforcement Sensitive

Example of a Bar

Synopsis:

-
-
-
-
-
-
-

LE



U.S. Citizenship
and Immigration
Services

Fraud Detection and National Security Directorate
You have the Public's trust and respect. Use them wisely.

Unclassified // FOUO // Law Enforcement Sensitive

153

Note that all identifying factors were changed to protect the identities of the applicant and agents.

CARRP Non-Compliance Issue(s):

For non-KSTs, the Field is responsible for confirming the existence of National Security, not HQ.

By definition, an associate of a KST is a non-KST. The Field should process the case in compliance with CARRP policy and Operational guidance.

What the Field should have done/Recommendations:

LE

It is also important to note that when an NS indicator is identified based on information obtained from the applicant, public information or during interview or other interaction with the applicant/petitioner, "...the officer must then analyze the indicator in conjunction with the facts of the case, considering the totality of the circumstances, and determine whether an articulable link exists between the individual and an activity, individual, or organization described in sections 212(a)(A), (B), or (F), or 237 (A)(B) of the Act." (April 11, 2008 CARRP Memorandum).

By definition, any associate of a KST is considered a non-KST. Specifically, the petition should be processed as a non-KST. Since the I-485's jurisdiction is with EOIR, the only pending petition is the I-130 which should be processed per section IX of the operational guidance; *"Petitions and Other Forms with NS Concerns"*.

How do I submit my request?

- Via E-mail to [REDACTED]
- Include the following information in the message:
 - Subject Line: Request for Assistance (Vetting)
 - Full Name (Applicant, Petitioner, Beneficiary, Derivative or Company)
 - Date of Birth
 - COC/COB
 - A-Number
 - Pending Application(s) and/or Petition(s) Form Type(s)
 - Nature of assistance requested (Vetting)
 - Requesting Officer and Contact Information
 - **FDNS-DS Number**
 - Litigation Case information and court date if relevant
- Ensure FOUO caveat is included in message
- Do not mail the A-file to NSD unless requested by the assigned HQFDNS officer.
- **DO NOT INCLUDE CLASSIFIED INFORMATION**




U.S. Citizenship
and Immigration
Services

Fraud Detection and National Security Directorate
You have the Public's trust and respect. Use them wisely.


Unclassified // FOUO / Law Enforcement Sensitive

154



How do I submit a request for assistance?

- Via E-mail to [REDACTED]
- Include the following information in the message:
 - Subject Line: Request for Assistance (Vetting)
 - Full Name (Applicant, Petitioner, Beneficiary, Derivative or Company)
 - Date of Birth
 - COC/COB
 - A-Number
 - Pending Application(s) and/or Petition(s) Form Type(s)
 - Nature of assistance requested (Vetting)
 - Requesting Officer and Contact Information
 - **FDNS-DS Number**
 - Litigation Case information and court date if relevant
- Ensure FOUO caveat is included in message
- Do not mail the A-file to NSD unless requested by the assigned HQFDNS officer.
- **DO NOT INCLUDE CLASSIFIED INFORMATION**

 U.S. Citizenship and Immigration Services

Fraud Detection and National Security Directorate
You have the Public's trust and respect. Use them wisely.

~~Unclassified // FOUO // Law Enforcement Sensitive~~ 154

The Operations Support Unit will send:

A receipt of request confirmation within four (4) working days

If a response from the FDNS-NSB mailbox is not received within four (4) working days – contact the Case Resolution Branch Chief or his delegate Fazal X Mohamed, via email

All questions/updates will be sent directly to NSD Officer by email and FDNS-DS will be updated accordingly

RFA Summary

In this section you reviewed:

- HQFDNS National Security Division organization
- HQFDNS responsibilities per CARRP policy and guidance
- Steps taken by National Security Division during RFA process




U.S. Citizenship
and Immigration
Services

Fraud Detection and National Security Directorate
You have the Public's trust and respect. Use them wisely.


Unclassified // FOUO / Law Enforcement Sensitive

155



In this section you reviewed:

- HQFDNS National Security Division organization
- HQFDNS responsibilities per CARRP policy and guidance
- Steps taken by National Security Division during RFA process

 U.S. Citizenship and Immigration Services

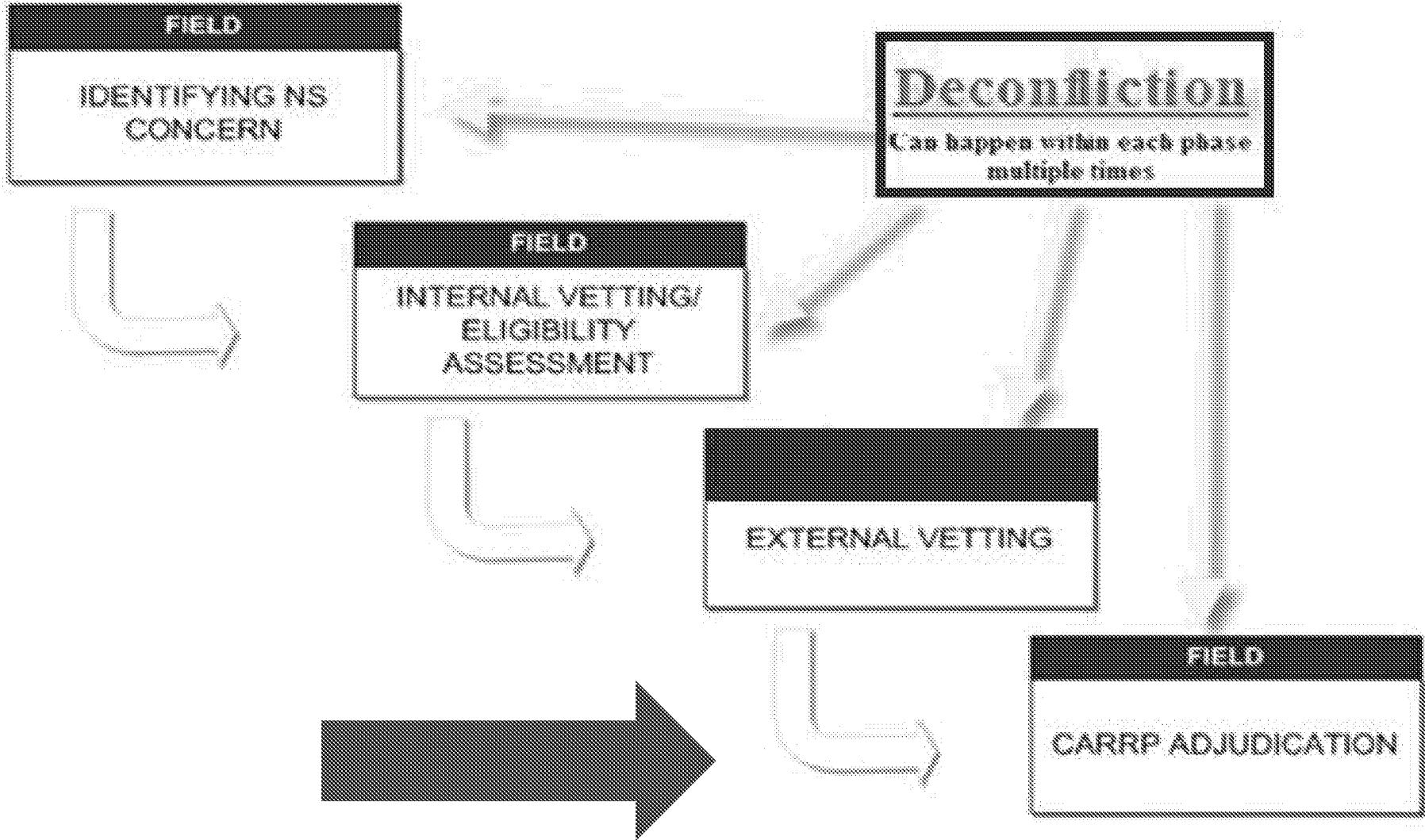
Fixed Detention and National Security Directorate
You have the Public's trust and respect. Use them wisely.

United States Border Enforcement Team

155

You reviewed the various roles and responsibilities of HQFDNS when handling RFAs

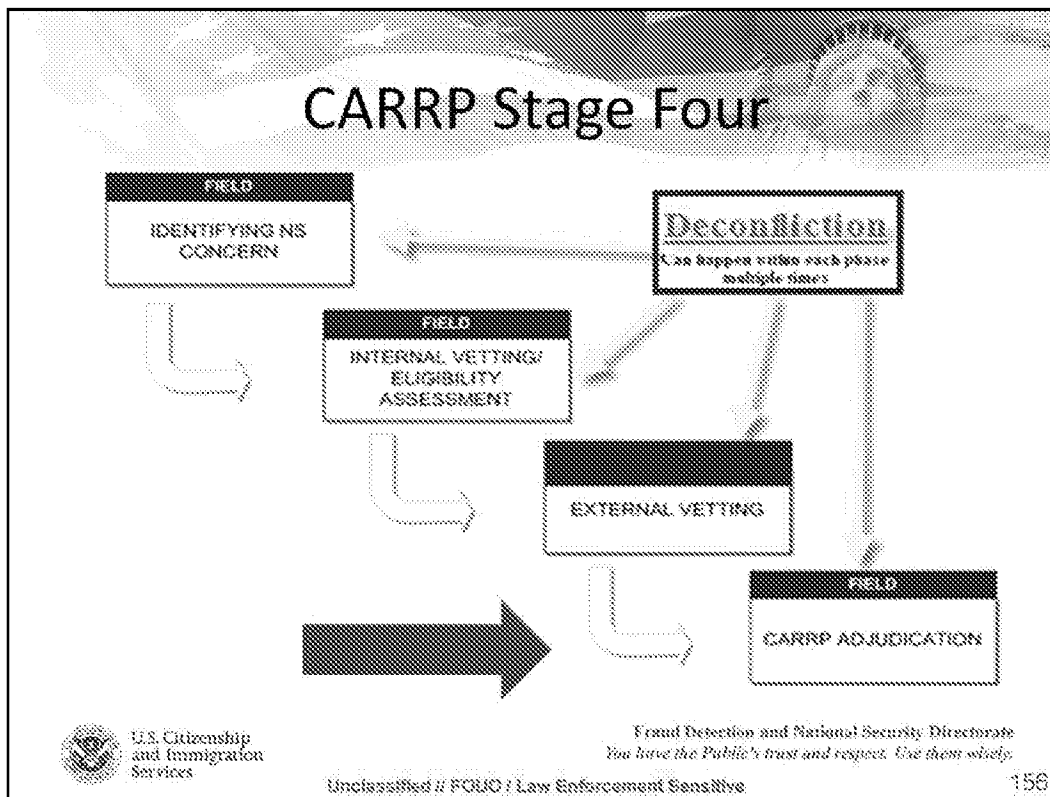
CARRP Stage Four



U.S. Citizenship and Immigration Services

Fraud Detection and National Security Directorate
You have the Public's trust and respect. Use them wisely.

Unclassified // FOUO / Law Enforcement Sensitive



This is the last stage of CARRP. Final adjudication.

Adjudicating CARRP cases

- Apply USCIS policies in adjudicating applications or petitions in cases involving national security concerns.
- Be able to distinguish between KST and Non-KST adjudication



U.S. Citizenship
and Immigration
Services

Fraud Detection and National Security Directorate
You have the Public's trust and respect. Use them wisely.

Unclassified // FOUO / Law Enforcement Sensitive

157

Adjudication CARRP

- Apply USCIS policies in adjudicating applications or petitions in cases involving national security concerns.
- Be able to distinguish between KST and Non-KST adjudication

U.S. Citizenship and Immigration Services

Fixed Detention and National Security Directorate
You have the Public's trust and respect. Use them wisely.

157

The last stage of CARRP is final adjudication. In this stage you will learn how to distinguish between KST and Non-KST adjudication.

Adjudicating KST cases

- Remember to deconflict prior to USCIS action.
- For KSTs: Cases with unresolved KST NS concerns can be granted ONLY after concurrence by the USCIS Deputy Director. *Additional Guidance on Issues Concerning the Vetting and Adjudication of Cases Involving NS Concerns.* Signed February 06, 2009




U.S. Citizenship
and Immigration
Services

Fraud Detection and National Security Directorate
You have the Public's trust and respect. Use them wisely.


Unclassified // FOUO / Law Enforcement Sensitive

158



Adjudication of KST

- Remember to deconflict prior to USCIS action.
- For KSTs: Cases with unresolved KST NS concerns can be granted ONLY after concurrence by the USCIS Deputy Director. Additional Guidance on Issues Concerning the Vetting and Adjudication of Cases Involving NS Concerns, Signed February 06, 2009

 U.S. Citizenship and Immigration Services

Border Detection and National Security Directorate
You have the Public's trust and respect. Use them wisely.

Unauthorized FOIA Law Enforcement Sample

158

KST cases need the USCIS deputy director's concurrence for an approval

Adjudication Non-K

- For Non-KST NS Concern
 - Any denial, referral, or Notice of Intent to Deny (NOID) an application or petition with NS concerns must be based on statutory grounds of ineligibility that can be cited in a decision.
 - Seek supervisory and/or legal review.
- Unresolved Non-KST NS concerns after vetting and deconfliction appear eligible for benefit sought, the officer may:
 - Recommend approval of the application/petition and must elevate this recommended approval to the senior-level official for consideration/concurrence.
 - Recommend further review of the application/petition and must elevate this recommendation to the senior-level official.




U.S. Citizenship
and Immigration
Services

Fraud Detection and National Security Directorate
You have the Public's trust and respect. Use them wisely.

Unclassified // FOUO / Law Enforcement Sensitive


159



Adjudicating Non-K

- For Non-KST NS Concern
 - Any denial, referral, or Notice of Intent to Deny (NOID) an application or petition with NS concerns must be based on statutory grounds of ineligibility that can be cited in a decision.
 - Seek supervisory and/or legal review.

- Unresolved Non-KST NS concerns after vetting and deconfliction appear eligible for benefit sought, the officer may:
 - Recommend approval of the application/petition and must elevate this recommended approval to the senior-level official for consideration/concurrence.
 - Recommend further review of the application/petition and must elevate this recommendation to the senior-level official.



U.S. Citizenship
and Immigration
Services

Fraud Detection and National Security Directorate
You have the Public's trust and respect. Use them wisely.

Unclassified // FOUO / Law Enforcement Sensitive

159

Non-KSTs may be approved in the field with Senior Official concurrence. You must use statutory ground for inadmissibility, you may not deny a case based on classified or FOUO/LES information.

CARRP Final Adjudication

- If the senior-level official concurs with the officer's recommendation to approve the pending application/petition and the case has not been ordered withheld in accordance with 8CFR 103.2(b)(18), the senior-level official must concur in FDNS-DS and it must be reflected in the BCAA. (electronically generated)
 - Case will be updated in FDNS-DS to reflect "closed" and sub-status of "NS Concern not resolved."
- If the senior-level official does not concur with the officer's recommendation to approve the pending application/petition, or would like assistance from HQFDNS, the senior-level may submit a formal Request for Assistance (RFA). To include Vetting Assistance or Adjudicative Assistance.




U.S. Citizenship
and Immigration
Services


Fraud Detection and National Security Directorate
You have the Public's trust and respect. Use them wisely.

Unclassified // FOUO / Law Enforcement Sensitive

160



- If the senior-level official concurs with the officer's recommendation to approve the pending application/petition and the case has not been ordered withheld in accordance with 8CFR 103.2(b)(18), the senior-level official must concur in FDNS-DS and it must be reflected in the BCAA. (electronically generated)
 - Case will be updated in FDNS-DS to reflect "closed" and sub-status of "NS Concern not resolved."
- If the senior-level official does not concur with the officer's recommendation to approve the pending application/petition, or would like assistance from HQFDNS, the senior-level may submit a formal Request for Assistance (RFA). To include Vetting Assistance or Adjudicative Assistance.

 U.S. Citizenship and Immigration Services

Fraud Detection and National Security Directorate
You have the Public's trust and respect. Use them wisely.

Unclassified // FOUO / Law Enforcement Sensitive 160

You may send a RFA to HQFDNS if the senior level official does not concur with your recommendation to approve the case. HQFDNS will assist with external vetting

CARRP Final Adjudication

- If, upon completion of additional vetting by HQFDNS the subject remains eligible for the benefit sought, the senior-level official may:
 - Provide final concurrence to the officer for approval; or
 - Request written direction on how to proceed with the adjudication from the HQ program office with jurisdiction over the case.
- In the case where the officer recommends further review and the senior-level official determines that the application should be approved, the senior-level official will return the application/petition to the officer for adjudication consistent with the official's guidance.




U.S. Citizenship
and Immigration
Services


Fraud Detection and National Security Directorate
You have the Public's trust and respect. Use them wisely.

Unclassified // FOUO / Law Enforcement Sensitive

161



- If, upon completion of additional vetting by HQFDNS the subject remains eligible for the benefit sought, the senior-level official may:
 - Provide final concurrence to the officer for approval; or
 - Request written direction on how to proceed with the adjudication from the HQ program office with jurisdiction over the case.
- In the case where the officer recommends further review and the senior-level official determines that the application should be approved, the senior-level official will return the application/petition to the officer for adjudication consistent with the official's guidance.

 U.S. Citizenship and Immigration Services

Fraud Detection and National Security Directorate
You have the Public's trust and respect. Use them wisely.

Unclassified // FOUO // Law Enforcement Sensitive

161

HQFDNS may also provide with a concurrence of your recommendation for approval if no grounds of eligibility are found.

Case Study Summary

LE



U.S. Citizenship
and Immigration
Services

Fraud Detection and National Security Directorate
You have the Public's trust and respect. Use them wisely.

Unclassified // FOUO / Law Enforcement Sensitive

Case Study

LE



**U.S. Citizenship
and Immigration
Services**

Fraud Detection and National Security Directorate
You have the Public's trust and respect. Use them wisely.

Unclassified // FOUO / Law Enforcement Sensitive

Case Study B

- The adverse factors include:

—
—
—
—
—
—
—
—
—
—
—
—

LE



**U.S. Citizenship
and Immigration
Services**

Fraud Detection and National Security Directorate
You have the Public's trust and respect. Use them wisely.

Unclassified // FOUO / Law Enforcement Sensitive

Summary of the Four Stars

In this section you reviewed:

- How to identify KST and Non-KSTs
- The tools and techniques used during internal vetting, and the process of eligibility assessment
- The purpose and roles and responsibilities when conducting external vetting
- How to adjudicate cases under the CARRP policy, and be able to distinguish between KST and Non-KST adjudication




U.S. Citizenship
and Immigration
Services

Fraud Detection and National Security Directorate
You have the Public's trust and respect. Use them wisely.

Unclassified // FOUO / Law Enforcement Sensitive


165



Summary of the [redacted]

In this section you reviewed:

- How to identify KST and Non-KSTs
- The tools and techniques used during internal vetting, and the process of eligibility assessment
- The purpose and roles and responsibilities when conducting external vetting
- How to adjudicate cases under the CARRP policy, and be able to distinguish between KST and Non-KST adjudication

 U.S. Citizenship and Immigration Services

Fraud Detection and National Security Directorate
You have the Public's trust and respect. Use them wisely.

Unclassified // FOUO / Law Enforcement Sensitive 165

-Identifying and confirming a NS concern.

-Review things to consider during eligibility assessment, the purpose of internal vetting and identify various tools and techniques used.

-Review the purpose of external vetting and the roles and responsibilities of external vetting KSTs and non-KSTs.

-Apply USCIS policies in adjudicating applications or petitions in cases involving national security concerns.

*Review the purpose of deconfliction and the importance of coordination with law enforcement/record owners.

Practical Exercise

- You will work with your new A-files
- Each individual will review the A-file and go through each stage of CARRP
- Add Chris Heffron to your team
 - Email me name / DS record number to request supervisory recommendations to change the process phase
- Enter all data in FDNS-DS
 - Create new biographical information
 - Create a new (made up) receipt number and A#
 - Use the existing form types, derog, NS info, etc. from the file
- Draft a timeline and / or lines of inquiry for interview during Stage 2
- Draft a Case summary during Stage 3
- Draft a RFA to HQFDNS (if required – KST) requesting external vetting




U.S. Citizenship
and Immigration
Services

Fraud Detection and National Security Directorate
You have the Public's trust and respect. Use them wisely.


Unclassified // FOUO / Law Enforcement Sensitive

166



Practical Exercise

- You will work with your new A-files.
- Each individual will review the A-file and go through each stage of CARRP
- Add Chris Heffron to your team
 - Email me name / DS-record number to request supervisory recommendations to change the process phase
- Enter all data in FDNS-DS
 - Create new biographical information
 - Create a new (made up) receipt number and A#
 - Use the existing form types, derog, NS info, etc. from the file
- Draft a timeline and / or lines of inquiry for interview during Stage 2
- Draft a Case summary during Stage 3
- Draft a RFA to HQFDNS (if required – KST) requesting external vetting



U.S. Citizenship
and Immigration
Services

Fraud Detection and National Security Directorate
You have the Public's trust and respect. Use them wisely.

Unclassified // FOUO // Law Enforcement Sensitive

166

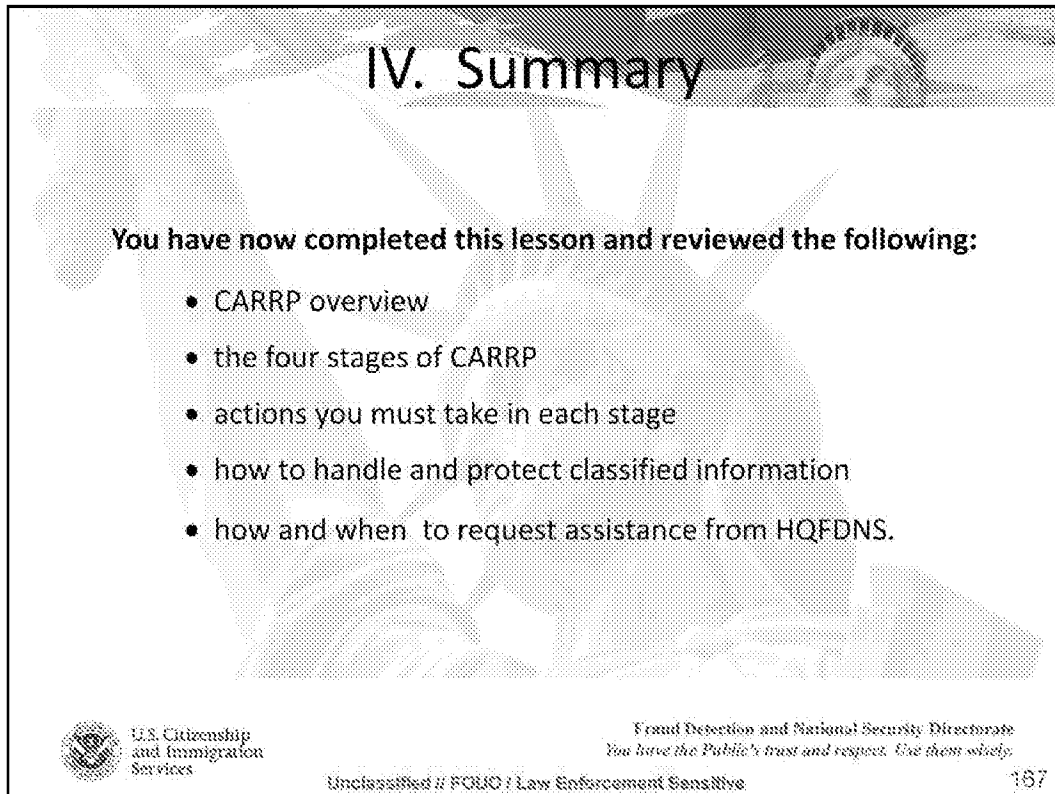
Practical Exercise will consist of the students being divided into groups of two and being issued an A-file. Each group will review the A-file and go through each stage of CARRP. As they work through the case, they will enter data in FDNS-DS, draft an eligibility assessment outline, a case summary, a timeline, and possible interview questions. The groups will then share their findings with the class, including doing a 5 minute mock interview (they will be provided with a script for the mock interview). (3 hours- 1 hour to review/prepare and 10 minutes for each group to present their findings to the class.)

IV. Summary

You have now completed this lesson and reviewed the following:

- CARRP overview
- the four stages of CARRP
- actions you must take in each stage
- how to handle and protect classified information
- how and when to request assistance from HQFDNS.






IV. Summary

You have now completed this lesson and reviewed the following:

- CARRP overview
- the four stages of CARRP
- actions you must take in each stage
- how to handle and protect classified information
- how and when to request assistance from HQFDNS.

 U.S. Citizenship and Immigration Services

Fraud Detection and National Security Directorate
You have the Public's trust and respect. Use them wisely.

Unclassified // FOUO / Law Enforcement Sensitive

167

You learned the basic terms used in CARRP, and information regarding the CARRP policy memorandum and roles and responsibilities of those who handle CARRP.

You reviewed the four stages of CARRP and actions you must take in each stage.

You reviewed how to handle and protect classified information, and also about the third agency rule.

You reviewed the process used for RFAs to HQFDNS, and the actions HQFDNS takes during this RFA process.

Primer

- This Presentation is intended solely to provide training and guidance to USCIS personnel in performing their duties relative to the adjudication of immigration benefits. It is not intended to, does not, and may not be relied upon to create or confer any right(s) or benefit(s), substantive or procedural, enforceable at law by any individual or other party in benefit applications before USCIS, in removal proceedings, in litigation with the United States, or in any other form or manner. This Presentation does not have the force of law, or of a DHS directive.




U.S. Citizenship
and Immigration
Services

Fraud Detection and National Security Directorate
You have the Public's trust and respect. Use them wisely.


Unclassified // FOUO / Law Enforcement Sensitive

168



Disclaimers

- This Presentation is intended solely to provide training and guidance to USCIS personnel in performing their duties relative to the adjudication of immigration benefits. It is not intended to, does not, and may not be relied upon to create or confer any right(s) or benefit(s), substantive or procedural, enforceable at law by any individual or other party in benefit applications before USCIS, in removal proceedings, in litigation with the United States, or in any other form or manner. This Presentation does not have the force of law, or of a DHS directive.

 U.S. Citizenship and Immigration Services

Fraud Detection and National Security Directorate
You have the Public's trust and respect. Use them wisely.

Unclassified // FOUO / Law Enforcement Sensitive 168

OCC requires that this be read aloud to the class

Dissemination

- This presentation may not be reproduced or further disseminated without the express written consent of FDNS Training.
- Please contact the Fraud Division, FDNS for additional information.



About this Presentation

- Author: FDNS National Security Division
- Date of last revision: January 2014
- This presentation contains no sensitive Personally Identifiable Information (PII).
- Any references in documents or text, with the exception of case law, relate to fictitious individuals.



U.S. Citizenship
and Immigration
Services

Fraud Detection and National Security Directorate
You have the Public's trust and respect. Use them wisely. 170

Unclassified // FOUO / Law Enforcement Sensitive

170

CARRP TEST




U.S. Citizenship
and Immigration
Services

Fraud Detection and National Security Directorate
You have the Public's trust and respect. Use them wisely.

Unclassified // FOUO / Law Enforcement Sensitive

171



U.S. Citizenship and Immigration Services



U.S. Citizenship
and Immigration
Services

Fraud Detection and National Security Directorate
You have the Public's trust and respect. Use them wisely.

Unclassified // FOUO / Law Enforcement Sensitive